Board of Directors
David A. Wells
*President*

Barry M. Jameson
*Vice President*

Gary J. Morris
Scott D. Niblett
Bo J. Bravo

Greg A. Hammett
*General Manager*

Sanjay "Sunny" Kapoor
*Director of Finance*

DUE TO THE COVID-19 RESTRICTIONS THIS DISTRICT BOARD ROOM WILL BE CLOSED TO THE PUBLIC. MEMBERS OF THE COMMUNITY MAY ATTEND AND PARTICIPATE TELEPHONICALLY BY DIALING THE FOLLOWING TELEPHONE NUMBER OR BY THE ZOOM LINK.

PHONE: 1-669-900-6833
MEETING ID: 850-2936-3448
ACCESS CODE: 660488

ZOOM LINK:
https://us06web.zoom.us/j/85029363448?pwd=YjhlSXdBZUdrdVFaWFdkR2VZMEE4UT09

# NOTICE OF THE REGULAR MEETING OF THE BOARD OF DIRECTORS NOVEMBER 15, 2022 5:30 P.M. DISTRICT BOARD ROOM

## AGENDA

**"Pursuant to Government Code section § 54957.5, any materials relating to an open session item on this agenda, distributed to the Board of Directors after the distribution of the agenda packet, will be made available for public inspection at the time of distribution at the following location: West Kern Water District, 800 Kern Street, Taft, CA."**

I. CALL TO ORDER

II. FLAG SALUTE

III. ROLL CALL/DETERMINATION OF A QUORUM

IV. ADOPTION OF ALTERNATIVE TELECONFERENCING REQUIREMENTS

1. Discussion and Appropriate Action Regarding:
Utilizing Alternative Teleconferencing Requirements During a State of Emergency Pursuant to Government Code Section 54953, as Amended by Assembly Bill 361. The Board will be required to determine that:
(a) The proclaimed state of emergency arising from COVID-19 continues to exist. (b) The state of emergency continues to directly impact the ability of the Board Members to meet safely in person.

V. CONFLICT OF INTEREST STATEMENTS

VI. PUBLIC COMMENT



West Kern Water District • 800 Kern St., P.O. Box 1105 • Taft, California 93268-1105 • 661-763-3151 • 661-765-5435

Public Comment to address any subject of District business which may not be on the Agenda. Comments may be limited to three (3) minutes per person.

## VII. DISCUSSION AND APPROPRIATE ACTION REGARDING: APPROVAL OF AGENDA

*The agenda is to be approved as presented, subject to review by the Board. The Board may change the order in which agenda items are discussed to accommodate scheduling or other needs of the Board, the public or meeting participants. Members of the public are encouraged to arrive at the commencement of the meeting to ensure that they are present for Board discussion of all items in which they are interested. The Board may add items to the agenda only as provided by Government Code section 54954.2.*

## VIII. DISCUSSION AND APPROPRIATE ACTION REGARDING: APPROVAL OF MINUTES

A. October 25, 2022 Regular Board Meeting

## IX. CONSENT AGENDA

*Items listed on the Consent Agenda are routine and non-controversial by staff and will be approved by one motion if no member of the Board or public wishes to comment or ask questions. If comment or discussion is desired by anyone, the item will be removed from the Consent Agenda and will be considered in the listed sequence with an opportunity for any member of the public to address the Board concerning the item before action is taken.*

i. Discussion and Appropriate Action Regarding: District's Training Report

ii. Discussion and Appropriate Action Regarding: Operations Department

iii. Discussion and Appropriate Action Regarding: Cash Flow for October, 2022

iv. Discussion and Appropriate Action Regarding: Capital Improvement Budget Comparison and Equipment Procurement

v. Discussion and Appropriate Action Regarding: Safety Meeting and Project Report

## X. DISCUSSION & APPROVAL OF ITEMS PULLED FROM CONSENT AGENDA

## XI. COMMITTEE REPORTS

*A. WATER RESOURCES COMMITTEE.....11/08/22*
(Niblett, Wells)

1. Discussion and Appropriate Action Regarding: Water Supply Report

2. Discussion and Appropriate Action Regarding: General Manager Report



**West Kern Water District • 800 Kern St., P.O. Box 1105 • Taft, California 93268-1105 • 661-763-3151 • 661-765-5435**

B. *ADMINISTRATION COMMITTEE*.....*11/10/22*
(Jameson, Niblett)

1. Discussion and Appropriate Action Regarding:
Policy Review – Director's Manual

C. *FACILITIES DEVELOPMENT COMMITTEE*.....*11/09/22*
(Jameson, Bravo)

1. Discussion and Appropriate Action Regarding:
Well NW4 Repair, Job #22-6501

2. Discussion and Appropriate Action Regarding:
Well NW3 Rehabilitation, Job #22-6202

3. Discussion and Appropriate Action Regarding:
Well NW1 Rehabilitation, Job #22-6500

4. Discussion and Appropriate Action Regarding:
Retaining Consultant to Assist with Regulatory Permits and Approvals to Expand Existing District Groundwater Recharge Facilities in the South Well Field

5. Discussion and Appropriate Action Regarding:
Boardroom Video Technology Upgrade

D. *FINANCE COMMITTEE*.....*11/08/22*
(Morris, Bravo)

1. Discussion and Appropriate Action Regarding:
Accounts Payable for October, 2022

2. Discussion and Appropriate Action Regarding:
Audit Financial Statement for Fiscal Year 2021-2022

E. *PERSONNEL COMMITTEE*.....*11/07/22*
(Wells, Morris)

1. Discussion and Appropriate Action Regarding:
Update on Implementation of Infectious Disease Control Policy and Business Continuity during COVID-19 Pandemic

## XII. INFORMATION ITEMS

No items to discuss.

## XIII. ISSUES OF CONCERN



**West Kern Water District • 800 Kern St., P.O. Box 1105 • Taft, California 93268-1105 • 661-763-3151 • 661-765-5435**

A. DECEMBER 2022 MEETING CALENDAR
*Review meeting calendar*

B. POTENTIAL ISSUES TO BE ADDRESSED AT NEXT BOARD MEETING
*Determination of potential topics to be addressed at next meeting*

C. BOARD OF DIRECTOR ANNOUNCEMENTS OR REPORTS
*Directors may report on their activities during the month*

D. GENERAL MANAGER'S REPORT
*Oral Presentation may be made*

E. MANAGEMENT STAFF REPORT
*Oral Presentation may be made*

F. KERN GROUND WATER AUTHORITY ISSUES
*General Manager will report on current issues*

G. ATTORNEY REPORT
*Oral Presentation will be made*

## XIV. CLOSED SESSION

1. Discussion and Appropriate Action Regarding:
Government Code, § 54956.9(d)(1)
Conference with Legal Counsel
Existing Litigation: 3 Cases

A. Rosedale-Rio Bravo WSD et al. v. KCWA et. al.;
Kern county Superior Court Case No. BCV-21-10418
B. Kern Water Bank Authority vs. Kern Local Agency Formation Commission
Kern County Superior Court Case No. BCV-21-101310
C. Kern Water Bank Authority, et al. v. Buena Vista Water Storage District, et al.; Kern County Superior Court, Case No. BCV-22-101227-KCT

## XV. ADJOURNMENT


**West Kern Water District • 800 Kern St., P.O. Box 1105 • Taft, California 93268-1105 • 661-763-3151 • 661-765-5435**

DRAFT

WEST KERN WATER DISTRICT
BOARD OF DIRECTORS
REGULAR BOARD MEETING

Minutes – Board of Directors
Tuesday, October 25, 2022

800 Kern Street
Taft, California

| | |
|---|---|
| *Directors Present:* | *David A. Wells*<br>*Barry Jameson*<br>*Gary J. Morris*<br>*Scott Niblett*<br>*Bo Bravo* |
| *Ex-Officio Officer:* | *Greg A. Hammett, General Manager/Secretary* |
| *District Counsel:* | *Alex Dominguez* |
| *Recording Secretary:* | *Deann Crabtree* |

## I. CALL TO ORDER

## II. FLAG SALUTE

## III. ROLL CALL/DETERMINATION OF A QUORUM

President, David A. Wells called the meeting to order at 5:30p.m. Administrative Assistant, Deann Crabtree called roll and noted that President Wells, Vice President Jameson, Director Niblett, Director Morris and Director Bravo were present.

## IV. ADOPTION OF ALTERNATIVE TELECONFERENCING REQUIREMENTS

1. Discussion and Appropriate Action Regarding: Utilizing Alternative Teleconferencing Requirements During a State of Emergency Pursuant to Government Code Section 54953, as Amended by Assembly Bill 361. The Board will be required to determine that: (a) The proclaimed state of emergency arising from COVID-19 continues to exist. (b) The state of emergency continues to directly impact the ability of the Board Members to meet safely in person.

*Upon Motion by Vice President Jameson, Seconded By Director Niblett and Carried Unanimously With 5 Ayes, 0 Noes To Approve the Utilization of Alternative Teleconference Requirements During a State of Emergency Pursuant to Resolution 21-08.*

## V. CONFLICT OF INTEREST STATEMENTS

No conflicts to report.

VI. PUBLIC COMMENT

No comments to report.

VII. APPROVAL OF THE AGENDA

*Upon Motion by Vice President Jameson, Seconded By Director Niblett and Carried Unanimously With 5 Ayes, 0 Noes To approve the October 25, 2022 Regular Board Meeting.*

VIII. DISCUSSION AND APPROPRIATE ACTION REGARDING: APPROVAL OF MINUTES

A. September 27, 2022 Regular Board Meeting

*Upon Motion by Director Niblett, Seconded By Director Bravo Carried Unanimously With 5 Ayes, 0 Noes To approve the Minutes of the September 27, 2022 Regular Board Meeting.*

IX. APPROVAL OF CONSENT AGENDA

X. *CONSENT AGENDA ITEMS*

i. **Discussion and Appropriate Action Regarding: Training Report**

**RECOMMENDATION: Information Only.**

ii. **Discussion and Appropriate Action Regarding: Operations Department Review**

**RECOMMENDATION: Information Only.**

iii. **Discussion and Appropriate Action Regarding: Cash Flow for September, 2022**

**RECOMMENDATION: Information Only.**

iv. **Discussion and Appropriate Action Regarding: Capital Improvement Budget Comparison and Equipment Procurement**

**RECOMMENDATION: Information Only.**

v. **Discussion and Appropriate Action Regarding: Safety Meeting and Project Report**

**RECOMMENDATION: Information Only.**

## XI. DISCUSSION & APPROVAL OF ITEMS PULLED FROM CONSENT AGENDA

President Wells noted no items were pulled for further discussion.

***Upon Motion by Director Morris, Seconded***
***By Director Niblett Carried Unanimously***
***With 5 Ayes, 0 Noes***
***To approve Consent Items i-v of the***
***October 25, 2022 Board Agenda.***

President Wells moved Closed Session to this point of the meeting to allow Legal Counsel to discuss matters on the Closed Session agenda.

## XV. CLOSED SESSION

1. Discussion and Appropriate Action Regarding:
   Government Code, § 54956.9(d)(1)
   Conference with Legal Counsel
   Existing Litigation: 3 Cases

A. *Rosedale-Rio Bravo WSD et al. v. KCWA et. al.;*
   Kern County Superior Court
   Case No. BCV-21-10418

B. *Kern Water Bank Authority vs. Kern Local Agency Formation Commission,* Kern County Superior Court
   Case No. BCV-21-101310

C. Kern Water Bank Authority, et al. v. Buena Vista Water Storage District, et al. Kern County Superior Court, Case No. BCV-22-101227-KCT

Directors moved into Closed Session at 5:30 p.m. The meeting reconvened at 5:50 p.m.

President Wells reported that no reportable action was taken in Closed Session and re-opened the regular session.

## XII. COMMITTEE REPORTS

### A. WATER RESOURCES COMMITTEE (Niblett, Wells)

#### 1. Water Supply Report

Regulatory Administrator, Wendy Adams-Rosenberger reviewed the current Water Supply Report with Directors and staff.

#### 2. Discussion and Appropriate Action Regarding: General Manager Water Report

General Manager, Greg A. Hammett reviewed the Northern Sierra Precipitation report, state reservoir conditions, snowpack and various hydrology reports with the Board of Directors.

**B. ADMINISTRATION COMMITTEE**
**(Jameson, Niblett)**

1. **Discussion and Appropriate Action Regarding:**
**Policy Review**

Legal Counsel, Alex Dominguez request this matter to be tabled until the November Regular Board Meeting.

2. **Discussion and Appropriate Action Regarding:**
**Resolution 22-04 – Authorizing the Filing of Pre-Application with the County of Kern, Planning and Natural Resources Department for a Community Development Block Grant FY 2023-24, South Taft Water System Improvements Phase IV**

Assistant to Director of Operations, Taylor Miller reported Staff is in the process of filing a pre-application with the County of Kern, Planning and Natural Resources Department for a Community Development Block Grant for South Taft Water System Improvement Project Phase IV. The application guideline requires the District to adopt Resolution 22-04 – Authorizing the Filing of Pre-Application with the County of Kern, Planning and Natural Resources Department for a Community Development Block Grant FY 2023-24, South Taft Water System Improvements Phase IV of governing body authorizing application for the Grant Funds.

***Upon Motion by Director Niblett, Seconded***
***By Director Morris and Carried Unanimously***
***By a Roll Call Vote***
***To Adopt Resolution 22-04 – Authorizing the Filing of Pre-Application with the County of Kern, Planning and Natural Resources Department for a Community Development Block Grant FY 2023-24, South Taft Water System Improvements Phase IV.***

President Wells moved the Facilities item #1 to this portion of the meeting.

1. **Discussion and Appropriate Action Regarding:**
**South Taft Water Improvements Phase IV-**
**File Notice of Exemption**

Assistant to Director of Operations, Taylor Miller reported a Notice of Exemption is required by the County of Kern, Planning and Natural Resources Department as part of the pre-application process for the Community Development Block Grant (CDBG) for South Taft Water Improvements Phase IV.

***Upon Motion by Director Niblett, Seconded***
***By Director Bravo and Carried Unanimously***
***With 5 Ayes, 0 Noes***
***To Authorize Staff to file a Notice of Exemption with the County Recorder***

3. **Discussion and Appropriate Action Regarding:**
**West Kern Water Revised Water Rate Study of October 18, 2022**
**Addendum to Table 4-2: Proposed Rate Schedule**

General Manager, Greg A. Hammett reported the Revised West Kern Water Rate Study prepared by Jeff Eklund, of Provost & Pritchard, was approved by the Board at the Regular Board Meeting of September 27, 2022. In preparing the required rate schedules for contracted Industrial Customers, it was discovered that some minor changes to Table 4-2: Proposed Rate Schedule were required to clarify Overage Charges, the Customer Class and Contract Rate language used.

***Upon Motion by Director Niblett, Seconded***
***By Director Bravo and Carried Unanimously***
***With 5 Ayes, 0 Noes***
***To Approve amendments to the Customer Class***
***and the addition of Overage Usage to Table 4-2:***
***Proposed Rate Schedule of the Water Rate Study***
***of September 26, 2022.***

4. **Discussion and Appropriate Action Regarding:**
**Regular Board Meetings of November & December 2022**

General Manager, Greg A. Hammett reported the Regular Board Meetings in November and December fall during the Thanksgiving and Christmas holiday week. Due to holiday travel it is recommended to adjust the meetings to the weeks prior and move the Regular Board Meetings up by one week.

***Upon Motion by Director Morris, Seconded***
***By Director Jameson and Carried Unanimously***
***With 5 Ayes, 0 Noes***
***To Approve moving the November Board Meeting***
***to November 15, 2022 and the December Board***
***Meeting to December 20, 2022.***

C. **FACILITIES COMMITTEE**
**(Jameson, Bravo)**

2. **Discussion and Appropriate Action Regarding:**
**Well NW4 Repair, Job #22-6501**

Production Administrator, John Stuntebeck reported in September 2022, Bakersfield Well & Pump (BWP) began the recommended mechanical and chemical rehabilitation on the well casing. After completion a video was conducted on September 28th, the video revealed the liner to be considerably cleaner and showed no significant damage to the liner. BWP completed the pumping development the week of October 17th and will perform a constant rate pump test the week of October 24th. The constant rate test will assist in determining if repair of the current pump is required or a different sized pump is needed. In the interest of time, staff recommends that any necessary repairs, up to and including replacing column pipe, pump and shaft, be completed, as soon as possible, so that that the well can be placed into service. Repairs

costs incurred by November 15, 2022 will be reviewed at the November regular meeting.

3. **Discussion and Appropriate Action Regarding:**
**Well NW1 Rehabilitation, Job #22-6500**

Production Administrator, John Stuntebeck reported West Kern is in receipt of progress payment #1 from Bakersfield Well & Pump (BWP) in the total amount of $19,100.00. The request covers removal & inspection of pump and performance of well videos.

***Upon Motion by Director Niblett, Seconded***
***By Director Morris and Carried Unanimously***
***With 5 Ayes, 0 Noes***
***To Approve Progress Payment #1 the total amount of $19,100.00 less 5% retention of $955.00 for a total payment of $18,145.00.***

4. **Discussion and Appropriate Action Regarding:**
**Well NW3 Rehabilitation, Job #22-6202**

Production Administrator, John Stuntebeck reported West Kern is in receipt of progress payment #1 from Bakersfield Well & Pump (BWP) in the total amount of $12,700.00. The request covers removal & inspection of pump and performance of the well video.

***Upon Motion by Director Niblett, Seconded***
***By Director Bravo and Carried Unanimously***
***With 5 Ayes, 0 Noes***
***To Approve Progress Payment #1 the total amount of $12,700.00 less 5% retention of $635.00 for a total payment of $12,065.00.***

**D. FINANCE COMMITTEE**
**(Morris, Bravo)**

1. **Discussion and Appropriate Action Regarding:**
**Accounts Payable for October 2022**

Director of Finance, Sunny Kapoor presented the accounts payable report for October, 2022.

***Upon Motion by Director Niblett, Seconded***
***By Director Bravo and Carried Unanimously***
***With 5 Ayes, 0 Noes***
***To Approve Expenditure for the October 2022 Bills When Funds are Available.***

**E. PERSONNEL COMMITTEE**
**(Wells, Morris)**

1. **Discussion and Appropriate Action Regarding:**
**Business Continuity Plan – Infectious Disease Control Policy Coronavirus Disease 2019 (COVID-19)**

Human Resource Administrator, Tami Sivils provided a status report on continued implementation of infectious disease control practices and the ongoing restrictions and mandates during the COVID-19 pandemic.

## XIII. INFORMATION ITEMS

No items to report.

## XIV. ISSUES OF CONCERN

### A. November 2022 Meeting Calendar

Directors approved the November 2022 Calendar.

### B. Potential Issues to be Addressed at Next Board Meeting

No items to report.

### C. Board of Director Announcements or Reports

No items to report.

### D. General Manager's Report

General Manager, Greg A. Hammett reported that three Consulting Firms attended the job walk for the proposed River Recharge Project.

### E. Management Staff Report

T & D Supervisor, Zak Crabb, reported the District's AMR Project is currently 81% complete District wide.

### F. Kern Ground Water Authority Issues

General Manager, Greg A. Hammett gave a brief report on Kern Ground Water Authority issues.

### G. Attorney Report

Legal Counsel, Alex Dominguez reported AB 361 on teleconferencing will no longer be applicable to West Kerns Board meetings after the Governors state of emergency ends on January 31, 2023.

## XVI. ADJOURNMENT

The meeting adjourned at 6:40 p.m.

November 15, 2022
**Date Approved**

**Greg A. Hammett,**
**Secretary of the Board of Directors of**
**WEST KERN WATER DISTRICT**

dc

**WATER RESOURCES COMMITTEE SUMMARY REPORT**
**For the**
**Regular Board Meeting of November 15, 2022**

**MEMBERS:**
Scott Niblett
David Wells

**DATE OF MEETING:**
November 8, 2022

**STAFF ATTENDING:**
Greg Hammett
John Stuntebeck
Wendy Adams-Rosenberger
Wayne White

**COMMITTEE ISSUES:**

1. Discussion and Appropriate Action Regarding:
   Water Supply Report

2. Discussion and Appropriate Action Regarding:
   General Manager Report

Committee also reviewed the following item located in the Facilities Section:

- Retaining Consultant to Assist with Regulatory Permits and Approvals to Expand Existing District Groundwater Recharge Facilities in the South Well Field

**SUPPORTING DATA**
**REGULAR BOARD MEETING**
**NOVEMBER 15, 2022**

**COMMITTEE:** **WATER RESOURCES COMMITTEE**
**(Niblett, Wells)**

**AGENDA ITEM:** 1. **Discussion and Appropriate Action Regarding: Water Supply Reports**

**BACKGROUND INFORMATION:**
Attached for Board review is data on the following:

- Monthly Consumption
- Generating Plants Use
- Groundwater Recharge & Recovery Program

**STAFF RECOMMENDATIONS:**

**JUSTIFICATION:**
Update of District's water activities & supply.

**PREVIOUS ACTIONS:**

**COST:**

**BUDGETARY WARRANT:**

**MOTION:**

**COMMITTEE STATUS:**

| | |
|---|---|
| _____ | Recommend Board Approval |
| _____ | NO (Rejected) |
| _____ | Full Board to Review |
| X | Under Review (No Action Required) |

**COMMITTEE RECOMMENDATIONS:**

**COUNSEL REVIEW AND/OR RECOMMENDATIONS:**

## 2020 - 2022 Monthly Comparison by Class in AF - Residential

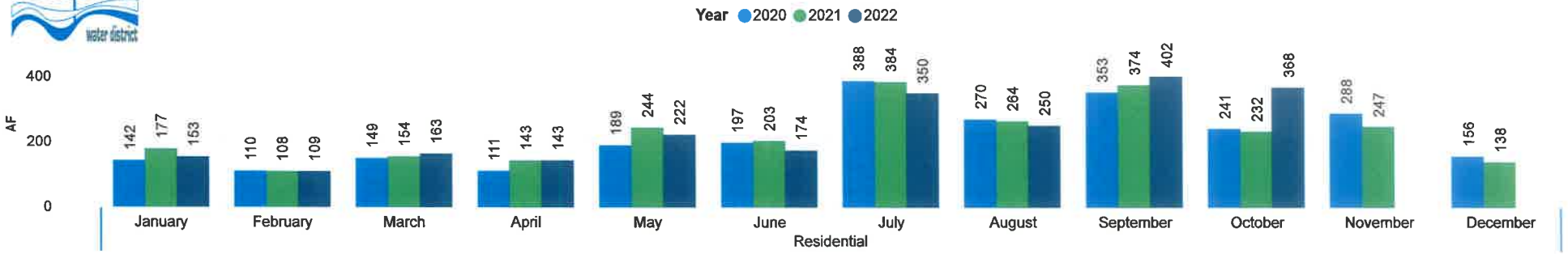


## 2020 - 2022 Monthly Comparison by Class in AF - Commercial

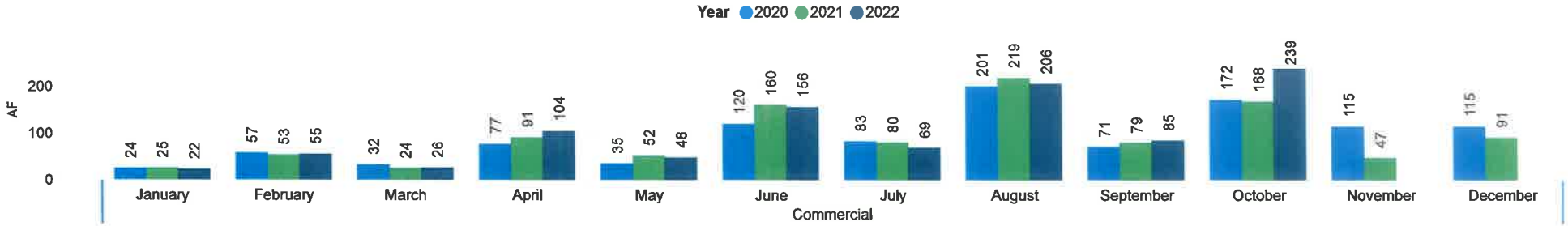


## 2020 - 2022 Monthly Comparison by Class in AF - Industrial

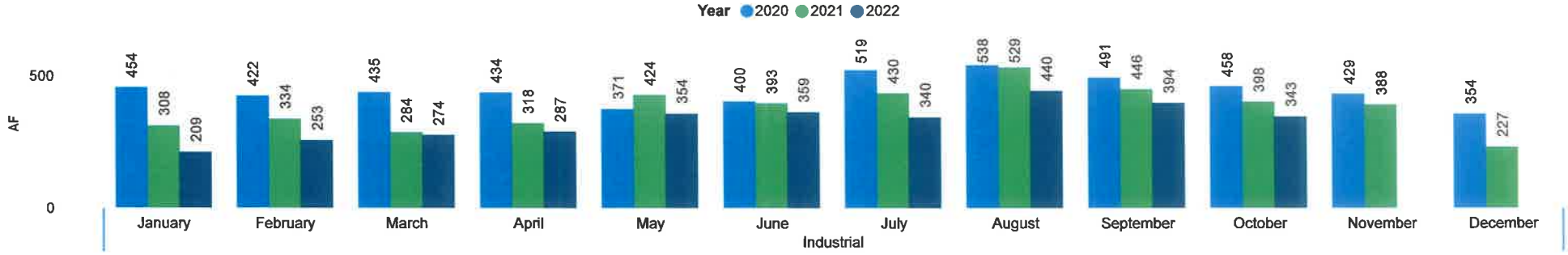

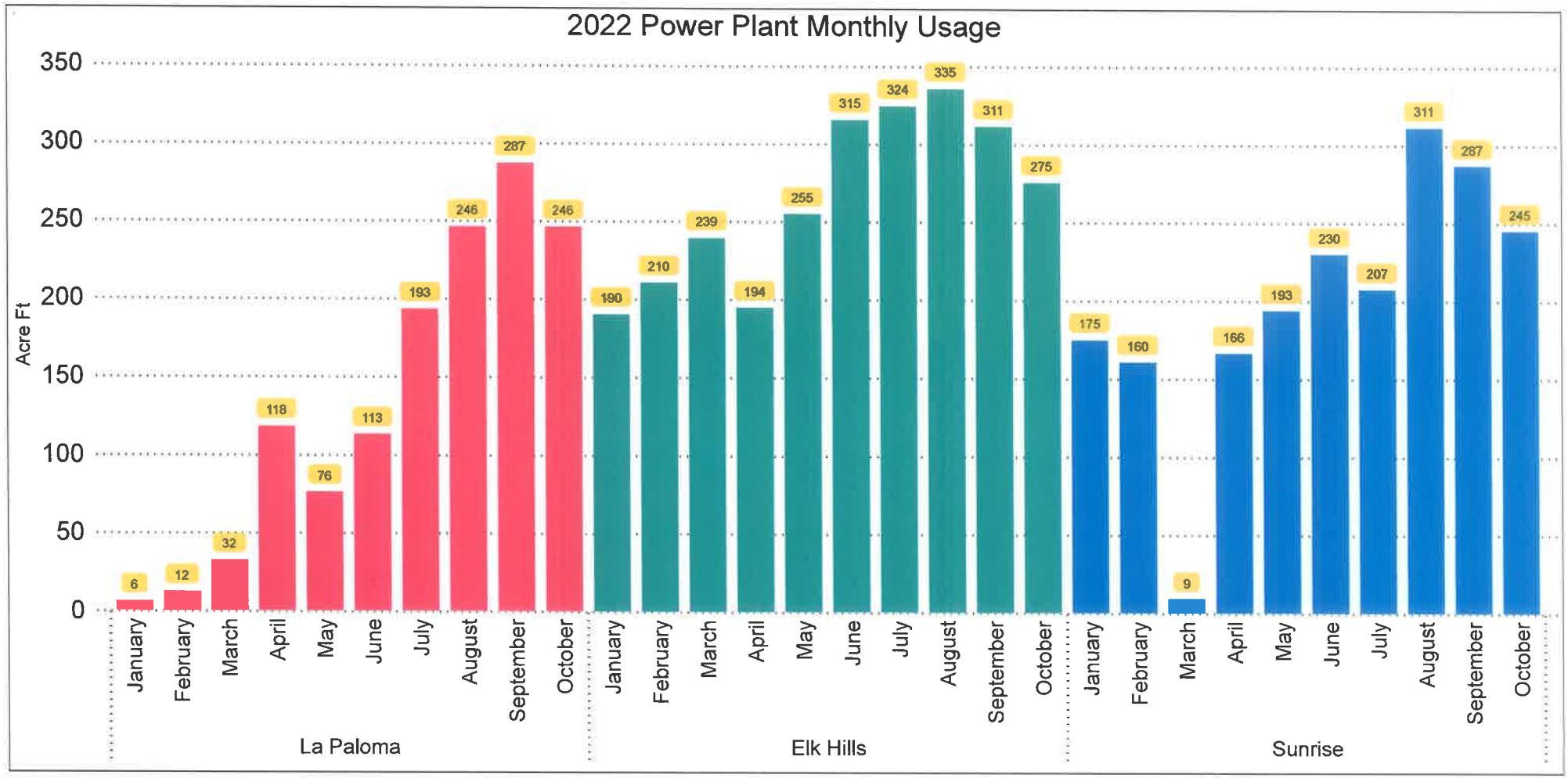
2022 Power Plant Monthly Usage
Acre Ft
350
300
250
200
150
100
50
0
6
12
32
118
76
113
193
246
287
246
190
210
239
194
255
315
324
335
311
275
175
160
9
166
193
230
207
311
287
245
January
February
March
April
May
June
July
August
September
October
La Paloma
Elk Hills
Sunrise

2022

2022

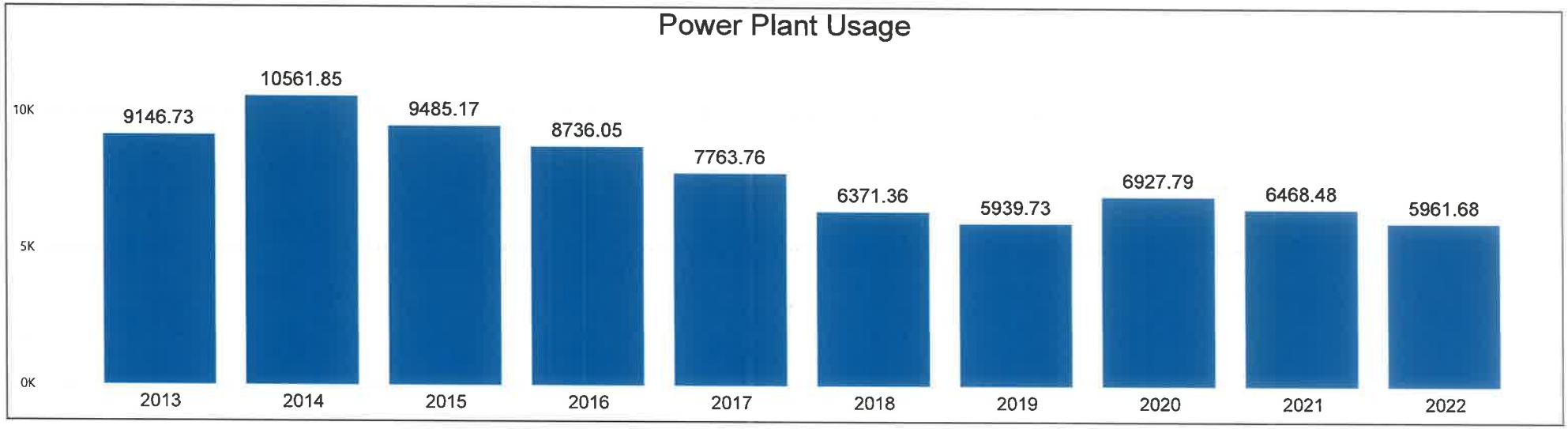
Power Plant Usage
10K
5K
0K
9146.73
10561.85
9485.17
8736.05
7763.76
6371.36
5939.73
6927.79
6468.48
5961.68
2013
2014
2015
2016
2017
2018
2019
2020
2021
2022

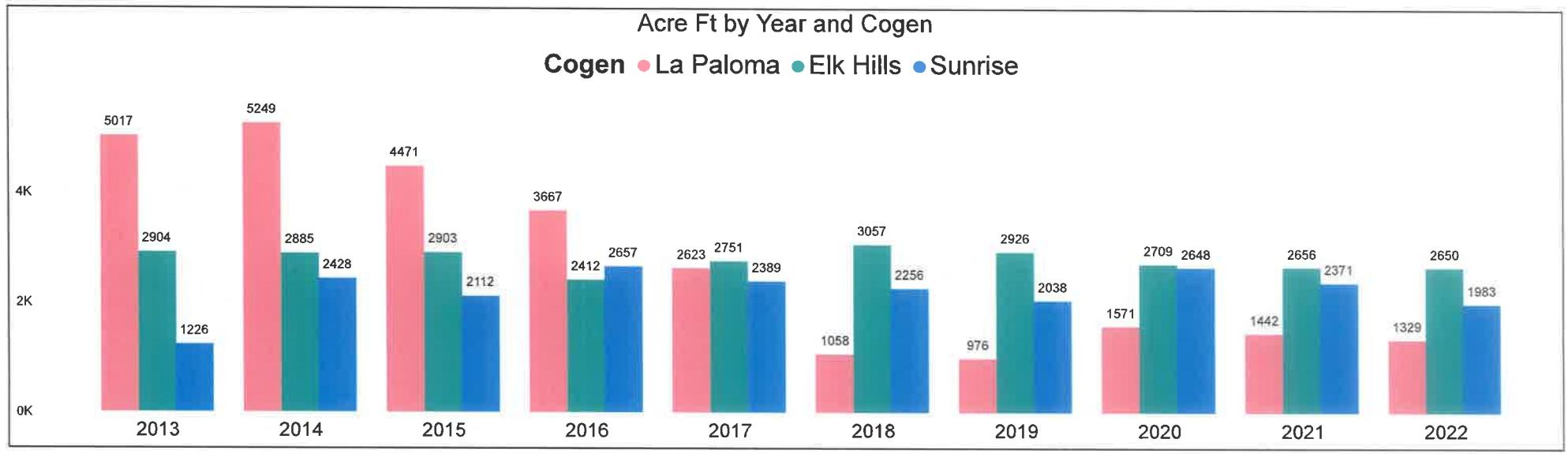
Acre Ft by Year and Cogen
Cogen
La Paloma
Elk Hills
Sunrise
4K
2K
0K
5017
2904
1226
5249
2885
2428
4471
2903
2112
3667
2412
2657
2623
2751
2389
1058
3057
2256
976
2926
2038
1571
2709
2648
1442
2656
2371
1329
2650
1983
2013
2014
2015
2016
2017
2018
2019
2020
2021
2022

**West Kern Water District Groundwater Recharge Program**
**Accounting for 2022**

| | Original Contract | Sunrise |
|---|---|---|
| SWP Allocation | 5% | 1,250 | 325 |
| Carryover | 8,118 | | |

11/4/2022

| | a | b Comment | c Monthly Activity | d SWP Supply Recharged | e SWP Supply Recharged Net Losses | f SWP Supply Delivered to Others | g Aqueduct or CVC Delivery | h BV Activity | i Supplemental Purchases | j La Paloma Delivery | k SWP Account Balance | l In System Recovery | m Aqueduct or CVC Delivery | n Net Recharge | o NRRP Balance 1) | p In System Recovery | q Aqueduct or CVC Delivery | r Net Recharge | s SRRP Balance 1) | t BV/WKWD PV Balance Loss not Incl | |
|---|---|---|---|---|---|---|---|---|---|---|---|---|---|---|---|---|---|---|---|---|---|
| | | | | Surface Supplies | | | | | | | | NRRP Recharge and Recovery | | | | SRRR Recharge and Recovery | | | | | |
| 1 | Beginning/Carryover Balance | | | | | | | | | | 9,693 | | | | 95,022 | | | | 131,522 | 7,075 | |
| 2 | January North Production | | (329) | | | | | | | | 9,693 | (329) | | | 94,693 | | | | 131,522 | | January |
| 3 | January South Production | | (484) | | | | | | | | 9,693 | | | | 94,693 | (484) | | | 131,038 | | January |
| 4 | January La Paloma | 2 | (6) | | | | | | | (6) | 9,687 | | | | 94,693 | | | | 131,038 | | January |
| 5 | January NRRP to Aqueduct/CVC | 4 | (228) | | | | 224 | | | | 9,911 | | (228) | | 94,465 | | | | 131,038 | | January |
| 6 | January SRRP to Aqueduct/CVC | 5 | (692) | | | | 692 | | | | 10,603 | | | | 94,465 | | (692) | | 130,346 | 7,140 | January |
| 7 | January BV Recharge to NRRP (6% loss) | | | | | | | | | | 10,603 | | | | 94,465 | | | | 130,346 | | January |
| 8 | January BV Recharge to SRRP (5% loss) | | | | | | | | | | 10,603 | | | | 94,465 | | | | 130,346 | | January |
| 9 | January SRRP to Ponds - Maintenance | 3 | (22) | | | | | | | | 10,603 | | | | 94,465 | (22) | | 21 | 130,345 | | January |
| 10 | | | | | | | | | | | 10,603 | | | | 94,465 | | | | 130,345 | | |
| 11 | February North Production | | (7) | | | | | | | | 10,603 | (7) | | | 94,458 | | | | 130,345 | | February |
| 12 | February South Production | | (853) | | | | | | | | 10,603 | | | | 94,458 | | (853) | | 129,492 | | February |
| 13 | February La Paloma | 2 | (12) | | | | | | | (12) | 10,591 | | | | 94,458 | | | | 129,492 | | February |
| 14 | February NRRP to Aqueduct/CVC | | | | | | | | | | 10,591 | | | | 94,458 | | | | 129,492 | | February |
| 15 | February SRRP to Aqueduct/CVC | | | | | | | | | | 10,591 | | | | 94,458 | | | | 129,492 | 7,242 | February |
| 16 | February BV Recharge to NRRP (6% loss) | | | | | | | | | | 10,591 | | | | 94,458 | | | | 129,492 | | February |
| 17 | February BV Recharge to SRRP | | | | | | | | | | 10,591 | | | | 94,458 | | | | 129,492 | | February |
| 18 | February SRRP to Ponds - Maintenance | | | | | | | | | | 10,591 | | | | 94,458 | | | | 129,492 | | February |
| 19 | | | | | | | | | | | 10,591 | | | | 94,458 | | | | 129,492 | | |
| 20 | March North Production - Dist. System | | (88) | | | | | | | | 10,591 | (88) | | | 94,370 | | | | 129,492 | | March |
| 21 | March South Production - Dist. System | | (775) | | | | | | | | 10,591 | | | | 94,370 | (775) | | | 128,717 | | March |
| 22 | March La Paloma | 2 | (32) | | | | | | | (32) | 10,559 | | | | 94,370 | | | | 128,717 | | March |
| 23 | March NRRP to CVC - KT | | | | | | | | | | 10,559 | | | | 94,370 | | | | 128,717 | 7,430 | March |
| 30 | March SRRP to Ponds - Maintenance | | | | | | | | | | 10,559 | | | | 94,370 | | | | 128,717 | | March |
| 31 | | | | | | | | | | | 10,559 | | | | 94,370 | | | | 128,717 | | |
| 32 | April North Production | | (50) | | | | | | | | 10,559 | (50) | | | 94,320 | | | | 128,717 | | April |
| 33 | April South Production | | (970) | | | | | | | | 10,559 | | | | 94,320 | (970) | | | 127,747 | | April |
| 34 | April La Paloma | 2 | (118) | | | | | | | (118) | 10,441 | | | | 94,320 | | | | 127,747 | | April |
| 35 | April NRRP to CVC - KT return | 4 | (538) | | | | | | | | 10,441 | | (538) | | 93,782 | | | | 127,747 | | April |
| 39 | April BV Exchange (Purchased) | 5 | 1,250 | | | | | | | | 10,441 | | | | 93,782 | | | | 127,747 | | April |
| 40 | April Cawelo Water Purchase | 6 | (5,000) | | | (5,000) | | | | | 5,441 | | | | 93,782 | | | | 127,747 | 6,426 | April |
| 41 | April NRRP to Ponds - Maintenance | | | | | | | | | | 5,441 | | | | 93,782 | | | | 127,747 | | April |
| 42 | April SRRP to Ponds - Maintenance | | | | | | | | | | 5,441 | | | | 93,782 | | | | 127,747 | | April |
| 43 | May North Production | | (9) | | | | | | | | 5,441 | (9) | | | 93,773 | | | | 127,747 | | May |
| 44 | May South Production | | (1,241) | | | | | | | | 5,441 | | | | 93,773 | (1,241) | | | 126,506 | | May |
| 45 | May La Paloma | | (76) | | | | | | | (76) | 5,365 | | | | 93,773 | | | | 126,506 | | May |
| 46 | May NRRP to CVC - KT Return | | (741) | | | | | | | | 5,365 | | (741) | | 93,032 | | | | 126,506 | | May |
| 47 | May NRRP to CVC | | | | | | | | | | 5,365 | | | | 93,032 | | | | 126,506 | | May |
| 48 | May BV Exchange | | | | | | | | | | 5,365 | | | | 93,032 | | | | 126,506 | | May |
| 49 | May NRRP to CVC-AQ-KT | | | | | | | | | | 5,365 | | | | 93,032 | | | | 126,506 | 6,466 | May |
| 50 | May BV Recharge to SRRP | | | | | | | | | | 5,365 | | | | 93,032 | | | | 126,506 | | May |
| 51 | May SRRP to Ponds - Maintenance | | | | | | | | | | 5,365 | | | | 93,032 | | | | 126,506 | | May |
| 52 | | | | | | | | | | | 5,365 | | | | 93,032 | | | | 126,506 | | |
| 53 | | | | | | | | | | | 5,365 | | | | 93,032 | | | | 126,506 | | |
| 54 | June North Production | | (16) | | | | | | | | 5,365 | (16) | | | 93,016 | | | | 126,506 | | June |
| 55 | June South Production | | (1,330) | | | | | | | | 5,365 | | | | 93,016 | (1330) | | | 125,176 | | June |
| 56 | June La Paloma | | (113) | | | | | | | (113) | 5,252 | | | | 93,016 | | | | 125,176 | | June |
| 57 | June NRRP to CVC-KT Return | | (707) | | | | | | | | 5,252 | | (707) | | 92,308 | | | | 125,176 | | June |
| 58 | June SRRP to Aqueduct/CVC | | | | | | | | | | 5,252 | | | | 92,308 | | | | 125,176 | | June |
| 59 | June BV Recharge to NRRP (6% loss) | | | | | | | | | | 5,252 | | | | 92,308 | | | | 125,176 | 6,466 | June |
| 60 | June BV Recharge to SRRP | | | | | | | | | | 5,252 | | | | 92,308 | | | | 125,176 | | June |
| 61 | June BV exchange | | | | | | | | | | 5,252 | | | | 92,308 | | | | 125,176 | | June |
| 62 | June Prescriptive Right North RRP | | | | | | | | | | 5,252 | | | | 92,308 | | | | 125,176 | | June |
| 63 | June Prescriptive Right South RRP | 7 | 3,000 | | | | | | | | 5,252 | | | | 92,308 | | | 3,000 | 128,176 | | June |
| 64 | June SRRP to Ponds - Maintenance | | | | | | | | | | 5,252 | | | | 92,308 | | | | 128,176 | | June |
| 65 | | | | | | | | | | | 5,252 | | | | 92,308 | | | | 128,176 | | |
| 66 | July North Production | | (304) | | | | | | | | 5,252 | (304) | | | 92,004 | | | | 128,176 | | July |
| 67 | July South Production | | (1,246) | | | | | | | | 5,252 | | | | 92,004 | (1246) | | | 126,930 | | July |
| 68 | July La Paloma | | (193) | | | | | | | (193) | 5,059 | | | | 92,004 | | | | 126,930 | | July |
| 69 | July NRRP to CVC-KT Return | | (21) | | | | | | | | 5,059 | | (21) | | 91,983 | | | | 126,930 | | July |
| 70 | July BV Recharge to SRRP | | | | | | | | | | 5,059 | | | | 91,983 | | | | 126,930 | 6,466 | July |
| 71 | July SRRP to Ponds - Maintenance | | | | | | | | | | 5,059 | | | | 91,983 | | | | 126,930 | | July |
| 72 | July Wheeler Ridge | | | | | | | | | | 5,059 | | | | 91,983 | | | | 126,930 | | July |
| 73 | July Westside 4 Water Purchase | 8 | (3,000) | | | (3,000) | | | | | 2,059 | | | | 91,983 | | | | 126,930 | | July |
| 74 | | | | | | | | | | | 2,059 | | | | 91,983 | | | | 126,930 | | |
| 75 | August North Production | | (219) | | | | | | | | 2,059 | (219) | | | 91,764 | | | | 126,930 | | August |
| 76 | August South Production | | (1,357) | | | | | | | | 2,059 | | | | 91,764 | (1357) | | | 125,573 | | August |
| 77 | August La Paloma | | (246) | | | | | | | (246) | 1,813 | | | | 91,764 | | | | 125,573 | | August |
| 78 | August NRRP to Aqueduct/CVC | | | | | | | | | | 1,813 | | | | 91,764 | | | | 125,573 | | August |
| 79 | August SRRP to Aqueduct/CVC | | | | | | | | | | 1,813 | | | | 91,764 | | | | 125,573 | | August |
| 80 | August BV Recharge to SRRP | | | | | | | | | | 1,813 | | | | 91,764 | | | | 125,573 | 6,466 | August |
| 81 | August Yuba Water | | | | | | | | | | 1,813 | | | | 91,764 | | | | 125,573 | | August |
| 82 | August SRRP to Ponds - Maintenance | | | | | | | | | | 1,813 | | | | 91,764 | | | | 125,573 | | August |
| 83 | August Yuba Water | | | | | | | | | | 1,813 | | | | 91,764 | | | | 125,573 | | August |
| 84 | | | | | | | | | | | 1,813 | | | | 91,764 | | | | 125,573 | | |
| 85 | September North Production | | (321) | | | | | | | | 1,813 | (321) | | | 91,443 | | | | 125,573 | | September |
| 86 | September South Production | | (1,098) | | | | | | | | 1,813 | | | | 91,443 | (1,098) | | | 124,475 | | September |
| 87 | September La Paloma | | (287) | | | | | | | (287) | 1,526 | | | | 91,443 | | | | 124,475 | | September |
| 88 | September NRRP to Aqueduct/CVC | | | | | | | | | | 1,526 | | | | 91,443 | | | | 124,475 | | September |
| 89 | September SRRP to Aqueduct/CVC | | | | | | | | | | 1,526 | | | | 91,443 | | | | 124,475 | | September |
| 90 | September BV Recharge to NRRP (6% loss) | | | | | | | | | | 1,526 | | | | 91,443 | | | | 124,475 | | September |
| 91 | September BV Recharge to SRRP | | | | | | | | | | 1,526 | | | | 91,443 | | | | 124,475 | 6,466 | September |
| 92 | September Kern Tulare Return | | | | | | | | | | 1,526 | | | | 91,443 | | | | 124,475 | | September |
| 93 | September SRRP to Ponds | | | | | | | | | | 1,526 | | | | 91,443 | | | | 124,475 | | September |
| 94 | September Yuba Water | | 38 | | | | | | 38 | | 1,564 | | | | 91,443 | | | | 124,475 | | September |
| 95 | October North Production | | (568) | | | | | | | | 1,564 | (568) | | | 90,875 | | | | 124,475 | | October |
| 96 | October South Production | | (727) | | | | | | | | 1,564 | | | | 90,875 | (727) | | | 123,748 | | October |
| 97 | October La Paloma | | (246) | | | | | | | (246) | 1,318 | | | | 90,875 | | | | 123,748 | | October |
| 98 | October NRRP to Aqueduct/CVC | | | | | | | | | | 1,318 | | | | 90,875 | | | | 123,748 | | October |
| 99 | October ID4 Exchange for LR Water | | | | | | | | | | 1,318 | | | | 90,875 | | | | 123,748 | | October |
| 100 | October BV Recharge to SRRP | | | | | | | | | | 1,318 | | | | 90,875 | | | | 123,748 | 6,466 | October |
| 101 | October Kern Tulare 2 for 1 | | | | | | | | | | 1,318 | | | | 90,875 | | | | 123,748 | | October |
| 102 | October Yuba Water | | | | | | | | | | 1,318 | | | | 90,875 | | | | 123,748 | | October |
| 103 | October NRRP to Ponds - Maintenance | | (8) | | | | | | | | 1,318 | (8) | | 8 | 90,874 | | | | 123,748 | | October |
| 123 | 2022 Totals | | (19,992) | 0 | 0 | (8,000) | 916 | 0 | 38 | (1,329) | 1,318 | (1,920) | (2,235) | 8 | 90,874 | (9250) | (1545) | 3021 | 123,748 | 6,466 | |

**Total GW Storage Accounts** 221,088

Comments:
1 Includes 6% loss factor in calculation
2 La Paloma delivery made from 2020 carryover (balance of 2020 CO after L.P. 2021 use is 6640)
3 WK Pump in to ponds for maintenance activities
4 Kern Tulare Return from WK pumped water to CVC
5 BV Replacement Water Purchase of 1250 af (surface water included in Column K, row 10) per 7/26/00 Amendment to 1983 Agreement.
6 Cawelo Water Purchase Agreement dated 04-18-22. TRF #22032
7 Prescriptive Right from South Well Field for Residential - Does not include losses
8 Westside 4 Water Purchase Agreements dated 06/28/22 & 7/29/22. TRF #22075
9 Yuba Water - West Kern Allocation of 51 af minus 25% loss = 38 af

NOTES: La Paloma usage as of 9/1 is 796 af.
La Paloma's est demand for remaining year is 800 af. Added to total use of 1083 = 1883
Carryover amount based on estimated use - 726 af.

SWP Allocation reduction to 5% as of
SWP Allocation increase to 15% as of 01/20/2022
SWP Allocation 0% as of 12/01/2021.

**La Paloma Estimated 2022**

| | Est | Actual | Billing | Diff. |
|---|---|---|---|---|
| Jan | 200 | 6 | 2 | -4 |
| Feb | 150 | 12 | 12 | |
| Mar | 150 | 32 | 32 | |
| Apr | 150 | 118 | 121 | 3 |
| May | 200 | 76 | 72 | -4 |
| Jun | 200 | 113 | 118 | 5 |
| Jul | 350 | 193 | 200 | 7 |
| Aug | 400 | 246 | 247 | 1 |
| Sept | 350 | 287 | 288 | 1 |
| Oct | 300 | 246 | 233 | -13 |
| Nov | 250 | | | |
| Dec | 250 | | | |
| Total | 2950 | 1329 | 1325 | -4 |

## NRRP PRODUCTION & MONITORING WELL - DEPTH TO WATER

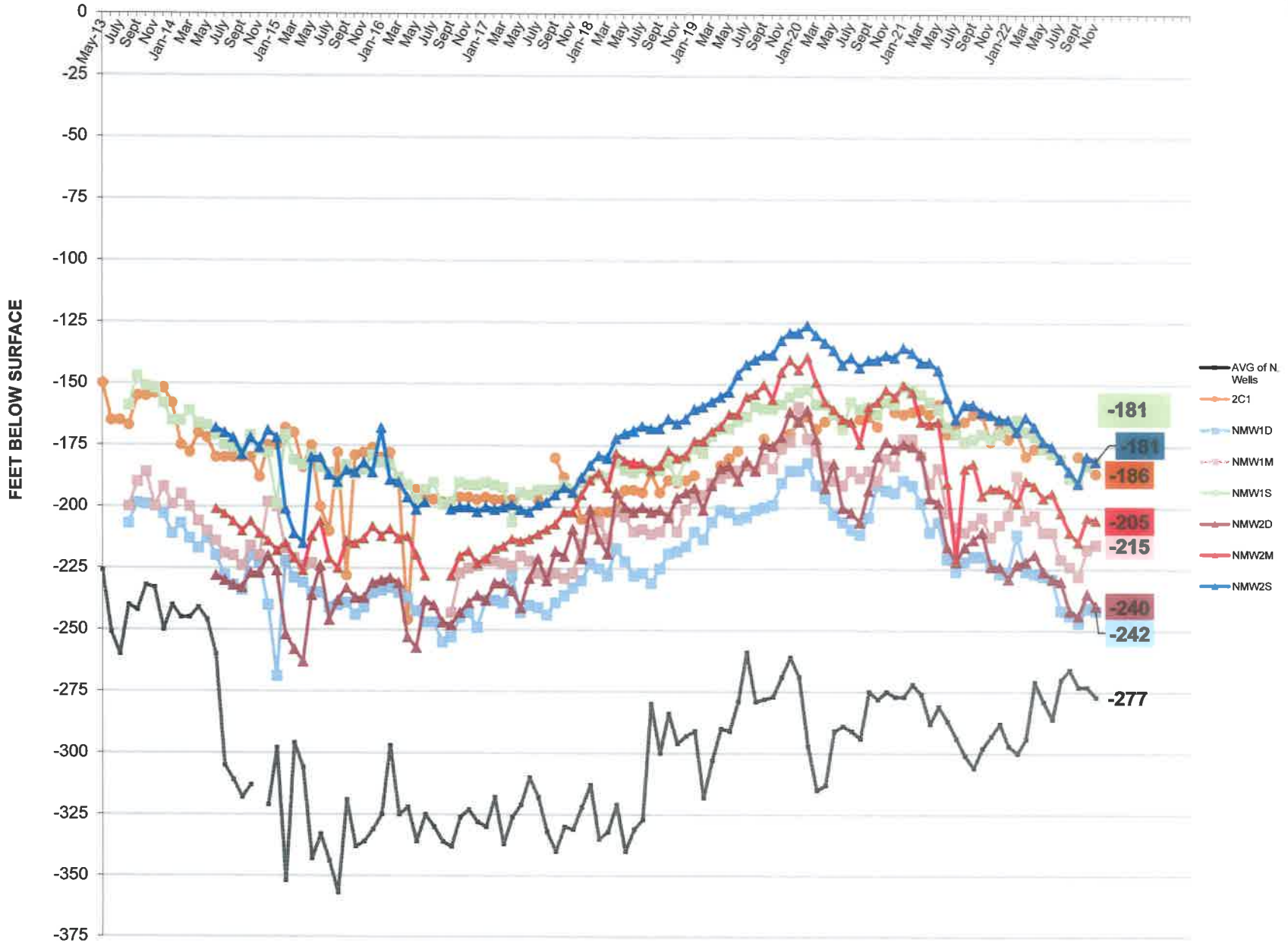


KWB ceased recovery in this area on 8/31/20
KWB began recovery on 1/27/21

**May 2013 to November 2022**

# WKWD South Well Field
## Average Production Well Depth to Water Level Data 2017/2022

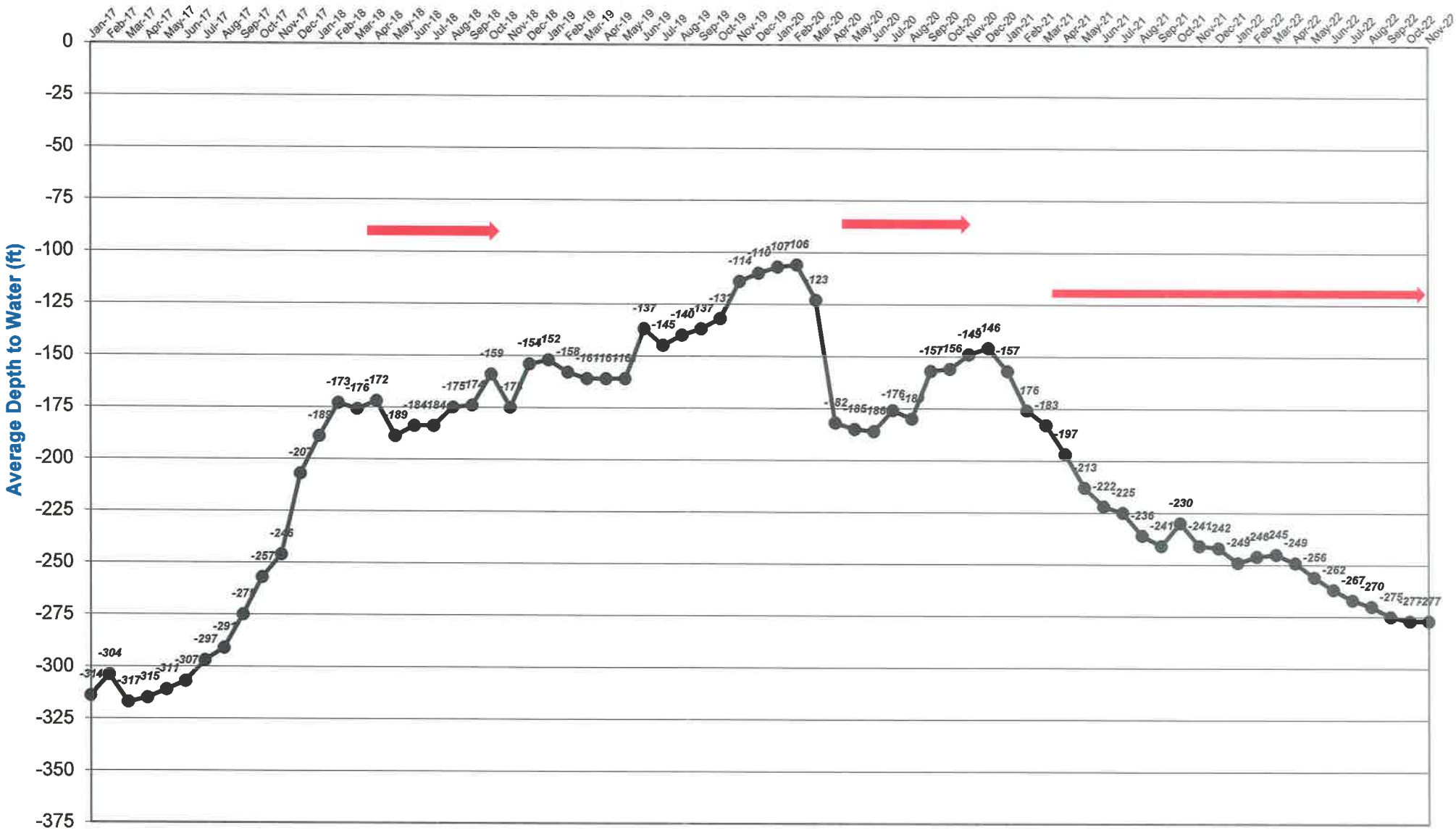


KWB began recovery 3/2/18 and ceased recovery 9/14/18
KWB began recovery Feb 2020 and ceased recovery 8/3/20
KWB began recovery 1/20/21

# WKWD SOUTH MONITORING WELLS - AVERAGE DEPTH TO WATER

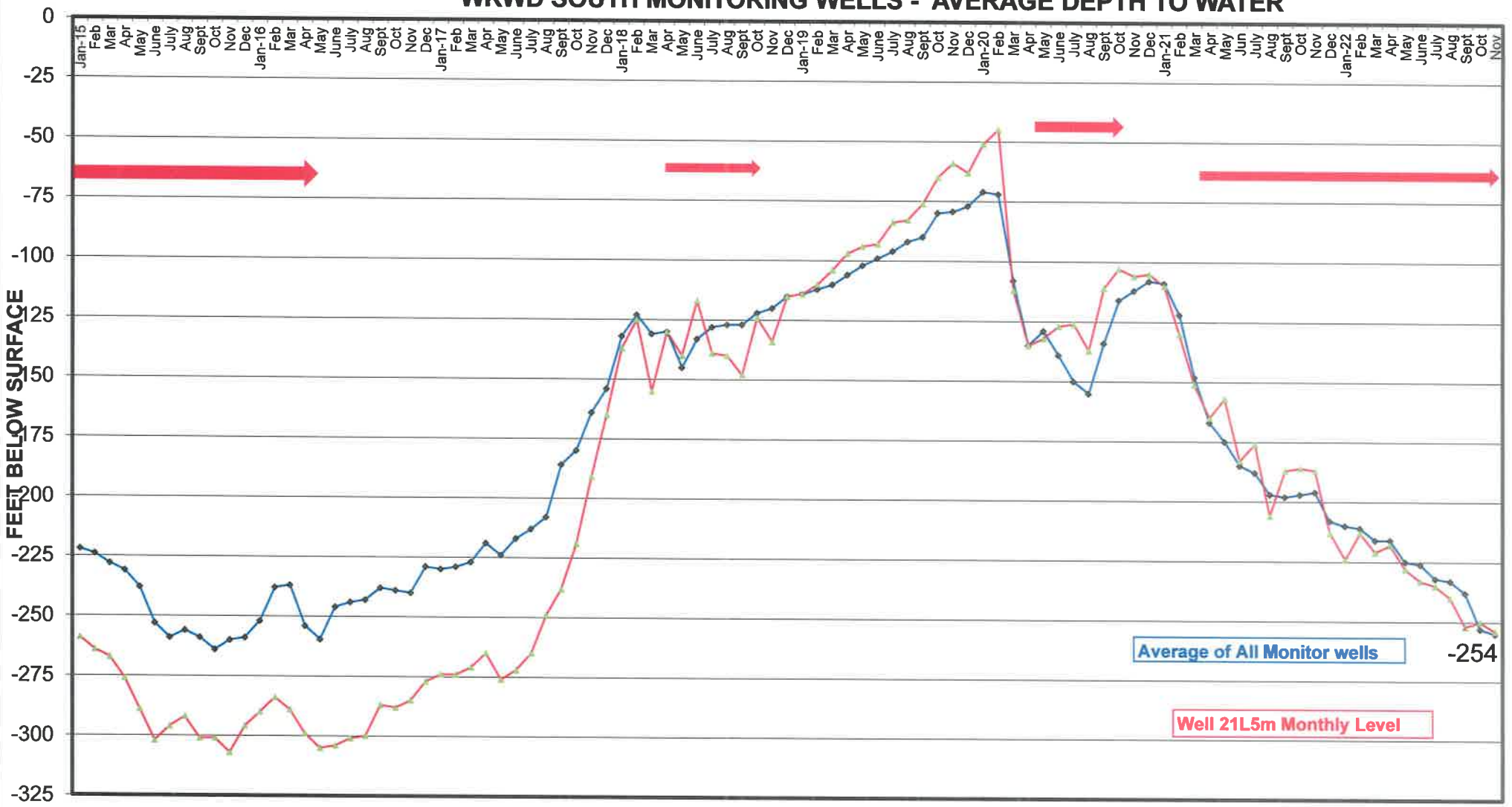


Water Bank Pumping

## January 2015 Through November 2022

KWB stopped pumping 5/2/16. Began recovery on 3/2/18, ceased 9/14/18.
KWB began recovery 2/4/20, ceased recovery on 8/3/20
KWB began recovery 1/20/21

**WKWD/KWBA LEVEL OF CONCERN**

Water Level Status

Monitor Well 21L5 < 190 FT

## WKWD Production Well Safe Operating Levels - Nov 2022

| Well | Pump Depth | Previous Year Water Level From Surface | Current WaterLevel From Surface | Safe Operating Range From Surface | Projected Water Level in 1 year | Well Casing Depths | Water Level Above Pump | Pump Status |
|---|---|---|---|---|---|---|---|---|
| 2-01 | 350 | 239 | 265 | 300 | 325 | 790 | 85 | |
| 2-02 | 398 | Well Down | 278 | 348 | 338 | 818 | 120 | |
| 6-01 | 500 | Well Down | 276 | 450 | 336 | 765 | 224 | |
| 6-02 | 409 | 246 | 296 | 360 | 346 | 825 | 113 | |
| 6-03 | 462 | 245 | 271 | 412 | 326 | 650 | 191 | |
| 6-06 | 580 | 238 | 282 | 530 | 347 | 770 | 298 | |
| 7-01R | 610 | 244 | 295 | 560 | 375 | 710 | 315 | |
| 7-02 | 580 | 236 | 255 | 530 | 345 | 628 | 325 | |
| NW1 | 560 | 325 | Well Down | 510 | #VALUE! | 590 | #VALUE! | Pulled pump 1/18. Video 1/26 |
| NW2 | 608.5 | 295 | 309 | 558.5 | 369 | 1000 | 299.5 | |
| NW3 | 480 | 286 | Well Down | 430 | #VALUE! | 535 | #VALUE! | Pulled pump 2/28.Video 3/7/22 |
| NW4 | 522.5 | 328 | Well Down | 472.5 | #VALUE! | 555 | #VALUE! | |
| NW5 | 528 | 228 | 245 | 478 | 310 | 560 | 283 | |

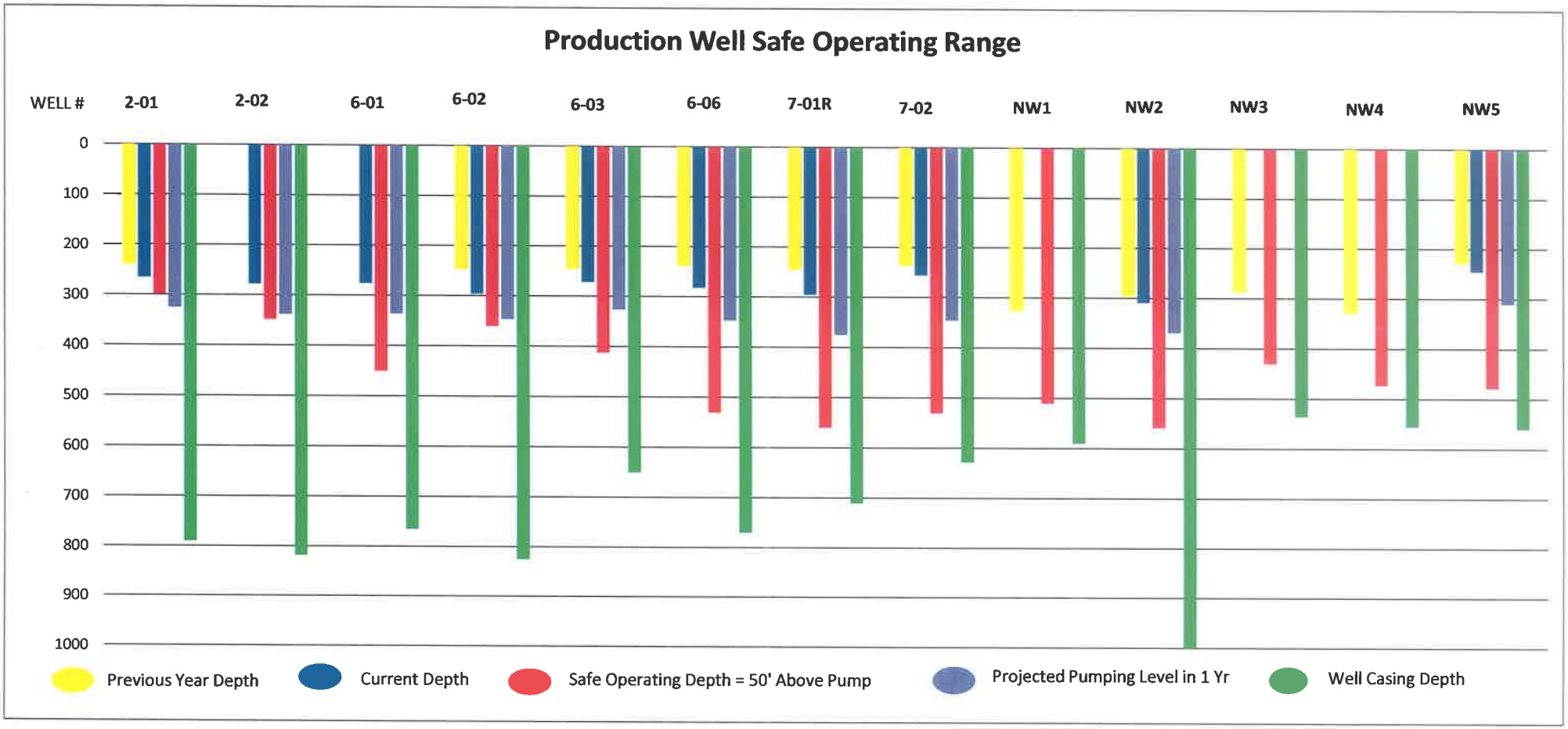

**SUPPORTING DATA**
**REGULAR BOARD MEETING**
**NOVEMBER 15, 2022**

**COMMITTEE:** **WATER RESOURCES COMMITTEE**
**(Niblett, Wells)**

**AGENDA ITEM:** **2. Discussion and Appropriate Action regarding:**
**General Manager Water Report**
*Status Report*

**BACKGROUND INFORMATION:**
An oral presentation will be made by Greg Hammett, the District's General Manager.

**STAFF RECOMMENDATIONS:**

**JUSTIFICATION:**
Update on Water Supplies

**PREVIOUS ACTIONS:**

**COST:** **BUDGETARY WARRANT:**

**MOTION:**

**COMMITTEE STATUS:**

| | |
|---|---|
| _____ | Recommend Board Approval |
| _____ | NO (Rejected) |
| X | Full Board to Review |
| _____ | Under Review (No Action Required) |

**COMMITTEE RECOMMENDATIONS:**

**COUNSEL REVIEW AND/OR RECOMMENDATIONS:**

**FACILITIES COMMITTEE SUMMARY REPORT**
**FOR THE**
**REGULAR BOARD MEETING OF**
**NOVEMBER 15, 2022**

**MEMBERS:**
Barry Jameson
Bo Bravo

**DATE OF MEETING:**
November 9, 2022

**STAFF ATTENDING:**

| | | |
|---|---|---|
| Greg Hammett | Zak Crabb | John Stuntebeck |
| Wayne White | Taylor Miller | |
| Troy Turley | Tine Leikam | |

**COMMITTEE ISSUES:**

CONSENT AGENDA

i. **Discussion and Appropriate Action Regarding: Operations Department Review**

END OF CONSENT AGENDA

ITEMS OF DISCUSSION

1. **Discussion and Appropriate Action Regarding: Well NW4 Repair, Job #22-6501**

2. **Discussion and Appropriate Action Regarding: Well NW3 Rehabilitation, Job #22-6202**

3. **Discussion and Appropriate Action Regarding: Well NW1 Rehabilitation, Job #22-6500**

4. **Discussion and Appropriate Action Regarding: Retaining Consultant to Assist with Regulatory Permits and Approvals to Expand Existing District Groundwater Recharge Facilities in the South Well Field**

5. **Discussion and Appropriate Action Regarding: Boardroom Video Technology Upgrade**

**SUPPORTING DATA**
**REGULAR BOARD MEETING**
**NOVEMBER 15, 2022**

**COMMITTEE:** **FACILITIES DEVELOPMENT COMMITTEE**
**(Jameson, Bravo)**

**AGENDA ITEM:** **i. Discussion and Appropriate Action Regarding:**
**Operations Department Review**

**BACKGROUND INFORMATION:**
Attached for Board information is the Operations Department Activity Report for current projects.

**STAFF RECOMMENDATIONS:**

**JUSTIFICATION:**

**PREVIOUS ACTIONS:**

**COST:** **BUDGETARY WARRANT:**

**MOTION:**

**COMMITTEE STATUS:**

| | |
|---|---|
| _____ | Recommend Board Approval |
| _____ | NO (Rejected) |
| _____ | Full Board to Review |
| X | Under Review (No Action Required) |

**COMMITTEE RECOMMENDATIONS:**
Information Item

**COUNSEL REVIEW AND/OR RECOMMENDATIONS:**

# STAFF REPORT
## Operations Department

**DATE:** November 1, 2022

**TO:** Facilities Development Committee

**FROM:** Operations Staff

**RE:** District Testing, Sampling & Reporting Requirements and Operations Department Activity / Project Status

Following is the current status of District Testing or Sampling/Reporting Requirements, Projects, Engineering, Transmission & Distribution, Field Services, and Production Group activities for October 1, 2022, through October 31, 2022.

**October Testing, Sampling/Reporting Requirements:**

**Water Quality Testing:**

- **Arsenic Sample**
  - Station A
  - All Wells
- **Bacteriological Status**
  - Station A
  - All Wells
  - Distribution System

**APCD:**

- **Monthly Con-Vault Inspection**

**November Testing, Sampling/Reporting Requirements:**

**Water Quality Testing:**

- **Arsenic Sample**
  - Station A
  - All Wells
- **Bacteriological Status**
  - Station A
  - All Wells
  - Distribution System
- **Qtr 4 Radiological Samples on 2-02 & 6-01**

**ENGINEERING GROUP**

**CONTRACT JOBS**

**Job #22-6501 NW4 Rehabilitation The scope of this job is to pull the well and repair equipment as needed.** Bakersfield Wells crew were back on site on October 4th to install the equipment needed to start the development of the well. The development or step process took approximately four days to complete with GPM ranges from 1,900 to 2,000. The final phase of the well development was the twelve-hour constant rate test that had a targeted rate of 1,500 gallons per minute with a sustained draw down. District Staff has a conference call scheduled for November 3 to discuss the results of the well development and determine the appropriate pump for the well.

| | |
|---|---|
| Expended Year to Date: | $ |
| Budget: | $ 26,850 |
| Inspection: | John Stuntebeck |
| Construction Crew: | Bakersfield Well Pump |

**Job #22-6202 NW3 Well Rehabilitation The scope of this job is to pull and repair as required.** Well data is still under analysis to determine how to proceed with repairs. No change to the status of the project. No Changes.

| | |
|---|---|
| Expended Year to Date: | $ |
| Budget: | $ 24,150 |
| Inspection: | John Stuntebeck |
| Construction Crew: | Bakersfield Well & Pump |

**Job #22-6500 NW1 Well Rehabilitation The scope of this job is to pull and repair as required.** Well data is still under analysis to determine how to proceed with repairs. No change to the status of the project. No changes.

| | |
|---|---|
| Expended Year to Date: | $ |
| Budget: | $ 24,150 |
| Inspection: | John Stuntebeck |
| Construction Crew: | Bakersfield Well & Pump |

**Job #22-9000 Reroof East & Center Building and Install New A/C The scope of this job is to reroof east & center office building and install a new A/C unit.** The Roofing portion of this project is complete. Additional duct work and new AC unit for westside of building to be installed by October 2022. No Change.

| | |
|---|---|
| Expended Year to Date: | $211,470 |
| Budget: | $250,000 |
| Inspection: | Mike Law |
| Construction Crew: | Birks Air Conditioning & Superior Roofing |

## IN-HOUSE PROJECT

**Job #22-2503 AMR Upgrade Taft Heights, City of Taft and Ford City The scope of this job is to upgrade 4820 meters located in Taft Heights Area 402, 4-3, Ford City Area 1 and City of Taft Area 2 & 3.** As of July 6, 2022 all ¾", 1", 2", 3", 4" and 6" meters have been delivered. As of August 2nd, all 4760 cell cards have also been delivered. District crews have now completed meter installations in areas, 1-1, 1-2, 1-3,1-4, 1-5, 3-1, 3-5, 3-6, 3-7, 4-1, 4-2, and 4-3. Crews are currently installing meters in area 2-1 Taft City Proper and are expected to complete area 2-1 by the week of December 11th.

| | |
|---|---|
| Expended Year to Date: | $1,921,405 |
| Budget: | $2,000,000 |
| Inspection: | Zak Crabb |
| Construction Crew: | Dwayne Johnson, Lusiano Pina, Chance Martin, Kort Bravo, Chris Havens, Charlie Coleman, Daren Lemmons, Brad Cash, Curtis Kincade |

**Job #22-1300 South Taft Water System Improvements Phase The scope of this job is the construction of a water mainline & fire hydrant improvements located in South Taft County Service Area 65.** As of October 4th, Staff is in receipt of 95% of material from Ferguson and 100 tons of sand from General Production. Work is set to resume the week of October 17th. Once all material invoicing is received and processed West Kern will invoice the County for reimbursement.

| | |
|---|---|
| Expended Year to Date: | $179,991 |
| Budget: | $202,259 |
| Inspection: | Zak Crabb |
| Construction Crew: | |

## TRANSMISSION & DISTRIBUTION GROUP

### Leaks Repaired

26 leaks were repaired, 13 on Transmission mains, 9 on Distribution lines, and 4 on Services.

**Detail of Various Leaks**

| Date | Location | Cause | Water Loss (Gal) |
|---|---|---|---|
| **10/01** | Alley of 300 Blk S 8th St | External Corrosion | 6,000 |
| **10/03** | 500 Blk Philippine/D St | External Corrosion | 7,000 |
| **10/04** | Line 109, CRC lease N of Midway | External Corrosion | 15,000 |
| **10/06** | F St, McKittrick | Soils Subsidence_ | 5,000 |
| **10/07** | Line 103A, Fairfield | External Corrosion | 900,000 |
| **10/10** | Line 109, S of Midway Rd | External Corrosion | 2,000 |
| **10/10** | Line 103A, Fairfield | External Corrosion | 1,000 |
| **10/10** | Line 103A, N of Derby Acres | External Corrosion | 1,000 |
| **10/11** | Line 103A, Fairfield | External Corrosion | 10,000 |
| **10/11** | Fire Hydrant, Mocal & Midway R | Mechanical Damage | 10,000 |
| **10/11** | Line 103, across from Cal Tran | External Corrosion | 10,000 |
| **10/12** | Line 109, 10th and Midway | External Corrosion | 3,000 |
| **10/17** | Line 104, E of Shale Rd | External Corrosion | 10,000 |
| **10/17** | 300 Pierce St | External Corrosion | 5,000 |
| **10/17** | Line 103A, N of Derby Acres | External Corrosion | 5,000 |
| **10/17** | Line 104, E of Fellows | External Corrosion | 1,000 |
| **10/18** | 27537 Tamarisk | Material Defect | 500 |
| **10/19** | 100 Blk of Eastern | External Corrosion | 10,000 |
| **10/19** | 267 California | External Corrosion | 1,000 |
| **10/20** | Line 204, Franco Western Rd | External Corrosion | 500,000 |
| **10/22** | 311 Amber St | Mechanical Damage | 2,200 |
| **10/23** | 400 Blk of Woodrow St | External Corrosion | 6,400 |
| **10/25** | 309 Buena Vista St | Mechanical Damage | 400 |
| **10/26** | Line 105, Maricopa | External Corrosion | 8,000 |
| **10/28** | 200 Blk of Fillmore/Taylor | Hole in PVC Pipe | 15,000 |
| **10/29** | 801 B St | External Corrosion | 1,000 |
| | | **Total Gallons Lost** | **1,535,500** |

**FIELD SERVICES GROUP**

**Flushing Program**

65,670 gallons were flushed from 23 locations during the month of October.

**Estimated water lost due to flushing:**

Estimated gallons and cubic feet for water lost during flushing procedures and leaks in various locations: **Month of October 2022**

| | | |
|---|---|---|
| District Flushing: | **65,670 gallons** | **8,779 cu ft.** |
| Misc. non-revenue water loss | **68,624 gallons** | **9,174 cu ft** |
| Leaks in var. locations: | **1,535,500 gallons** | **205,281 cu ft.** |
| Total est. water loss: | **1,669.794 gallons** | **223,234 cu ft.** |
| | **5.12 AF** | |

**USA Reports**

| Month | Number of Tickets Received | Number of Days Worked Per Month | Average Number of Tickets Worked per Day |
|---|---|---|---|
| **January** | 1,214 | 21 | 58 |
| **February** | 1,098 | 20 | 55 |
| **March** | 1,527 | 22 | 69 |
| **April** | 1,356 | 20 | 68 |
| **May** | 1,361 | 21 | 65 |
| **June** | 1,437 | 22 | 65 |
| **July** | 1,308 | 20 | 65 |
| **August** | 1,811 | 23 | 79 |
| **September** | 1,732 | 22 | 79 |
| **October** | 1318 | 21 | 63 |
| **November** | | | |
| **December** | | | |
| **Annual Total** | | | |

**Cross Connection Program**

**Month of October:**

| | |
|---|---|
| New Devices | 0 |
| Repairs | 7 |
| Devices Replaced | 0 |
| Total Tests | 52 |
| Surveys | 0 |
| Investigations | 0 |

**PRODUCTION GROUP**

| | |
|---|---|
| Total Water Production for the month of October: | 1,304 ac. ft. |
| Total Water Production for the month of September: | 1,419 ac. ft. |
| Pumping cost for the month of September: | $365,226 |
| Pumping cost per acre foot: | $257 |

**North & South Solar Project**

The Solar Project began generating energy May 2013, as of **OCTOBER 2022** the Solar Project generated **84,623 Megawatt-hours (MWh) of energy.**

**PG&E Monthly Net Energy Metering (NEM) Statement**

NRRP Well Field

| Service Month<br>True-Up | NW1<br>May | NW2<br>May | NW3<br>May | NW4<br>May | NW5<br>May |
|---|---|---|---|---|---|
| Jun-22 | ($48,546.08) | $50,028.11 | ($45,080.81) | ($47,582.06) | $38,912.68 |
| Jul-22 | ($53,055.95) | $16,856.79 | $472.88 | ($49,182.79) | $13,731.77 |
| Aug-22 | ($47,516.35) | ($2,447.24) | $499.45 | ($43,916.94) | $5,865.07 |
| Sep-22 | ($38,049.76) | ($2,224.38) | ($34,735.23) | ($36,380.20) | ($4,347.69) |
| Oct-22 | ($33,769.49) | $8,875.80 | ($33,209.52) | ($33,792.34) | ($1,972.74) |
| Nov-22 | | | | | |
| Dec-22 | | | | | |
| Jan-23 | | | | | |
| Feb-23 | | | | | |
| Mar-23 | | | | | |
| Apr-23 | | | | | |
| May-23 | | | | | |
| True-Up Cumulative PG&E NEM | ($220,937.63) | $71,089.08 | ($112,053.23) | ($210,854.33) | $52,189.09 |

SRRP Well Field

| Service Month<br>True-Up Month | WELL 6-02<br>June | WELL 6-06<br>May | WELL 7-01R<br>November | WELL 7-02<br>May |
|---|---|---|---|---|
| Nov-21 | | | $67,615.84 | |
| Dec-21 | | | $66,597.05 | |
| Jan-22 | | | $70,082.60 | |
| Feb-22 | | | $25,303.71 | |
| Mar-22 | | | $37,398.63 | |
| Apr-22 | | | $38,376.78 | |
| May-22 | | | $33,437.17 | |
| Jun-22 | | $19,041.09 | ($38,299.73) | $8,717.60 |
| Jul-22 | $8.81 | $46,758.81 | ($32,717.30) | $23,091.31 |
| Aug-22 | $25,836.00 | $502.92 | ($39,384.93) | $27,085.95 |
| Sep-22 | $5,691.57 | $6,192.47 | ($34,538.09) | $8,588.57 |
| Oct-22 | $44,470.65 | $10,234.61 | N/A | $33,743.12 |
| True-Up* Cumulative PG&E NEM | $76,007.03 | $82,729.90 | $198,871.73 | $101,226.55 |

**PLEASE NOTE:** A monthly production history chart, flow report and a solar net benefit chart of all nine sites have been provided for your information. Also, included is a chart showing a breakdown of fuel cost throughout the year as well as the monthly Bacteriological Status chart.

# Stations and Wells
# Electric & Natural Gas
# BUDGET YEAR 2022-23

| | PG&E Electric | ELECTRICITY EXPENSE | PG&E | So. Cal. Gas | Department of General Services | | NATURAL GAS EXPENSE | GRAND TOTAL GAS/ELECT |
|---|---|---|---|---|---|---|---|---|
| | Total Electric | 10-52-5500 BUDGET ACTUAL | Natural Gas | Transmission & Sta D. Natural Gas | Natural Gas | Total Gas | 10-52-5510 BUDGET ACTUAL | |
| | | **$343,399** | | | | | **$2,704,937** | |
| Jul-22 | $44,425 | **$298,974** | $22,050 | $78,614 | $186,117 | $286,781 | **$2,418,156** | $331,205 |
| Aug-22 | $35,613 | **$263,361** | $18,541 | $90,050 | $276,924 | $385,515 | **$2,032,641** | $421,128 |
| Sep-22 | $30,080 | **$233,281** | $24,646 | $78,299 | $232,201 | $335,147 | **$1,697,494** | $365,226 |
| Oct-22 | | **$233,281** | | | | $0 | **$1,697,494** | $0 |
| Nov-22 | | **$233,281** | | | | $0 | **$1,697,494** | $0 |
| Dec-22 | | **$233,281** | | | | $0 | **$1,697,494** | $0 |
| Jan-23 | | **$233,281** | | | | $0 | **$1,697,494** | $0 |
| Feb-23 | | **$233,281** | | | | $0 | **$1,697,494** | $0 |
| Mar-23 | | **$233,281** | | | | $0 | **$1,697,494** | $0 |
| Apr-23 | | **$233,281** | | | | $0 | **$1,697,494** | $0 |
| May-23 | | **$233,281** | | | | $0 | **$1,697,494** | $0 |
| Jun-23 | | **$233,281** | | | | $0 | **$1,697,494** | $0 |
| Total | $110,118 | **$233,281** | $65,237 | $246,964 | $695,242 | $1,007,443 | **$1,697,494** | $1,117,560 |

NOTE: This spreadsheet reflects the month that the elect/gas was used.

WEST KERN WATER DISTRICT PRODUCTION HISTORY/DISTRIBUTION SYSTEM REV 11/2/2022

| | GALLONS 2011/2012 | ACRE FT. | GALLONS 2012/2013 | ACRE FT. | GALLONS 2013/2014 | ACRE FT. | GALLONS 2014/2015 | ACRE FT. |
|---|---|---|---|---|---|---|---|---|
| JUL | 723,076,608 | 2219.04 | 720,010,744 | 2209.63 | 653,884,048 | 2006.70 | 591,817,103 | 1816.22 |
| AUG | 741,442,320 | 2275.40 | 741,486,720 | 2275.54 | 648,685,216 | 1990.74 | 612,762,806 | 1880.50 |
| SEP | 667,476,208 | 2048.41 | 621,143,552 | 1906.22 | 528,856,173 | 1623.00 | 518,474,560 | 1591.14 |
| OCT | 558,799,616 | 1714.89 | 566,394,952 | 1738.06 | 484,060,487 | 1485.53 | 499,949,931 | 1534.29 |
| NOV | 423,340,416 | 1299.18 | 387,535,360 | 1282.99 | 434,535,342 | 1333.54 | 374,015,036 | 1147.81 |
| DEC | 455,298,560 | 1397.26 | 384,349,952 | 1180.64 | 376,279,700 | 1154.76 | 330,904,949 | 1015.51 |
| JAN | 468,185,216 | 1436.81 | 388,115,072 | 1208.14 | 407,333,301 | 1250.06 | 350,185,728 | 1074.68 |
| FEB | 486,406,272 | 1492.73 | 355,092,528 | 1097.08 | 233,354,935 | 716.14 | 250,598,272 | 769.06 |
| MAR | 516,768,000 | 1585.9 | 430,929,184 | 1322.47 | 265,601,150 | 815.1 | 293,933,895 | 902.05 |
| APR | 509,455,616 | 1563.46 | 490,509,789 | 1505.32 | 439,419,849 | 1348.53 | 310,594,656 | 953.18 |
| MAY | 674,304,232 | 2069.36 | 578,337,644 | 1774.85 | 480,809,443 | 1475.55 | 366,953,845 | 1126.14 |
| JUN | 702,610,824 | 2156.23 | 602,556,836 | 1849.18 | 523,942,340 | 1607.92 | 466,676,236 | 1432.18 |
| Total | 6,927,163,888 | 21258.67 | 6,266,462,333 | 19350.12 | 5,476,761,984 | 16807.57 | 4,966,867,017 | 15242.76 |

| | GALLONS 2015/2016 | ACRE FT. | GALLONS 2016/2017 | ACRE FT. | GALLONS 2017/2018 | ACRE FT. | GALLONS 2018/2019 | ACRE FT. |
|---|---|---|---|---|---|---|---|---|
| JUL | 513,889,837 | 1,577.07 | 568,978,816 | 1746.13 | 573,426,073 | 1759.78 | 588,974,970 | 1807.50 |
| AUG | 519,103,453 | 1,593.07 | 565,092,864 | 1734.21 | 555,246,101 | 1703.99 | 495,344,710 | 1520.16 |
| SEP | 520,331,911 | 1,596.84 | 503,366,144 | 1544.77 | 462,325,280 | 1418.82 | 514,611,720 | 1579.29 |
| OCT | 488,255,138 | 1,498.40 | 467,419,808 | 1434.46 | 466,599,790 | 1431.94 | 449,510,170 | 1379.50 |
| NOV | 391,327,500 | 1,200.94 | 369,580,204 | 1134.20 | 442,799,640 | 1358.90 | 412,646,430 | 1266.37 |
| DEC | 384,875,650 | 1,181.14 | 343,591,776 | 1022.52 | 383,656,967 | 1177.40 | 347,947,500 | 1067.81 |
| JAN | 359,853,552 | 1,104.35 | 318,362,944 | 977.02 | 303,037,470 | 929.99 | 356,706,340 | 1094.69 |
| FEB | 306,616,015 | 940.97 | 244,021,888 | 748.88 | 313,335,480 | 961.59 | 254,680,010 | 781.58 |
| MAR | 373,047,259 | 1,144.84 | 303,494,272 | 931.39 | 363,551,961 | 1115.70 | 301,852,600 | 926.35 |
| APR | 430,533,892 | 1,321.26 | 345,799,680 | 1061.22 | 384,959,100 | 1181.40 | 320,059,160 | 982.23 |
| MAY | 488,326,826 | 1,498.62 | 408,867,456 | 1254.77 | 463,642,270 | 1422.87 | 392,613,780 | 1204.89 |
| JUN | 545,597,312 | 1,674.38 | 510,820,320 | 1567.65 | 499,502,840 | 1532.92 | 423,308,790 | 1299.09 |
| Total | 5,321,758,345 | 16331.88 | 4,949,396,172 | 15157.22 | 5,212,082,972 | 15995.30 | 4,858,256,180 | 14909.46 |

| | GALLONS 2019/2020 | ACRE FT. | GALLONS 2020/2021 | ACRE FT. | GALLONS 2021/2022 | ACRE FT. | GALLONS 2022/2023 | ACRE FT. |
|---|---|---|---|---|---|---|---|---|
| JUL | 595,101,681 | 1826.30 | 577,808,060 | 1773.23 | 538,820,697 | 1653.58 | 505,388,384 | 1550.98 |
| AUG | 637,680,631 | 1956.97 | 543,297,889 | 1667.32 | 507,900,695 | 1558.69 | 513,484,430 | 1575.83 |
| SEP | 513,834,442 | 1576.90 | 512,312,718 | 1572.23 | 469,860,849 | 1441.95 | 462,357,480 | 1418.92 |
| OCT | 483,422,768 | 1483.57 | 491,617,921 | 1508.72 | 399,921,060 | 1227.31 | 422,169,297 | 1295.59 |
| NOV | 387,988,570 | 1190.69 | 358,729,366 | 1100.90 | 323,987,132 | 994.28 | | |
| DEC | 379,417,070 | 1164.39 | 357,403,152 | 1096.83 | 309,476,987 | 949.75 | | |
| JAN | 340,862,956 | 1046.07 | 311,321,304 | 955.41 | 264,832,142 | 812.74 | | |
| FEB | 334,547,400 | 1026.69 | 258,627,939 | 793.70 | 280,425,370 | 860.59 | | |
| MAR | 266,415,778 | 817.60 | 324,938,617 | 997.20 | 281,212,672 | 863.01 | | |
| APR | 346,878,165 | 1064.53 | 326,743,832 | 1002.74 | 332,514,653 | 1020.45 | | |
| MAY | 403,911,866 | 1239.56 | 429,015,427 | 1316.60 | 648,850,804 | 1991.25 | | |
| JUN | 488,861,160 | 1500.26 | 494,195,402 | 1516.63 | 438,608,480 | 1346.04 | | |
| Total | 5,178,922,487 | 15893.53 | 4,986,011,626 | 15301.51 | 4,796,411,541 | 14719.64 | 1,903,399,591 | 5841.32 |

# West Kern Water District

## Production History

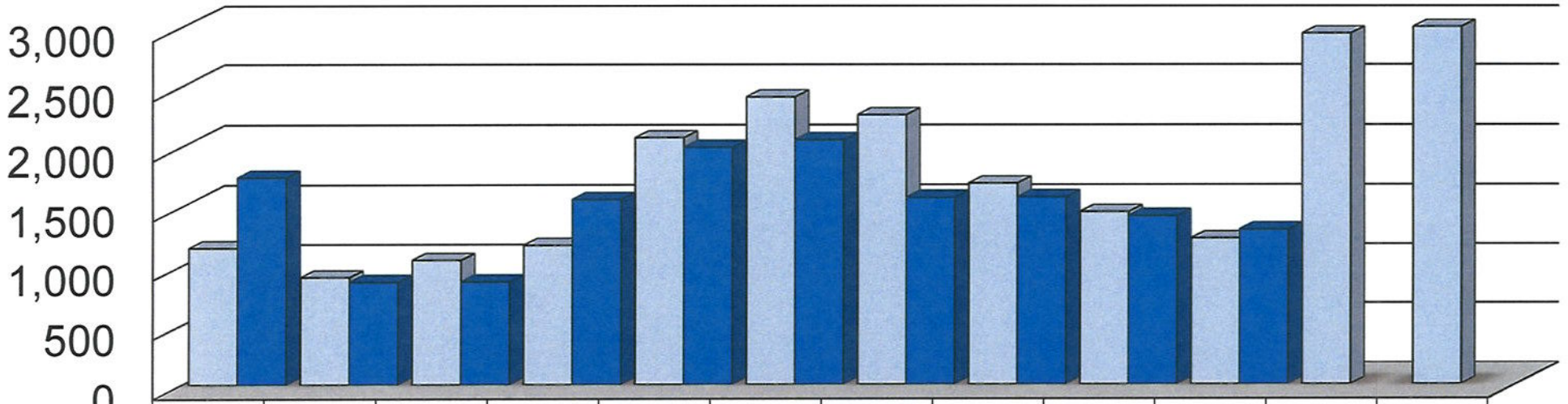


| | Jan | Feb | Mar | Apr | May | Jun | Jul | Aug | Sep | Oct | Nov | Dec |
|---|---|---|---|---|---|---|---|---|---|---|---|---|
| 2021 | 1,149 | 900 | 1,046 | 1,172 | 2,072 | 2,409 | 2,261 | 1,690 | 1,452 | 1,227 | 2,944 | 3,065 |
| 2022 | 1,742 | 861 | 863 | 1,558 | 1,991 | 2,054 | 1,572 | 1,576 | 1,419 | 1,303 | | |

## Cost per Acre Foot History

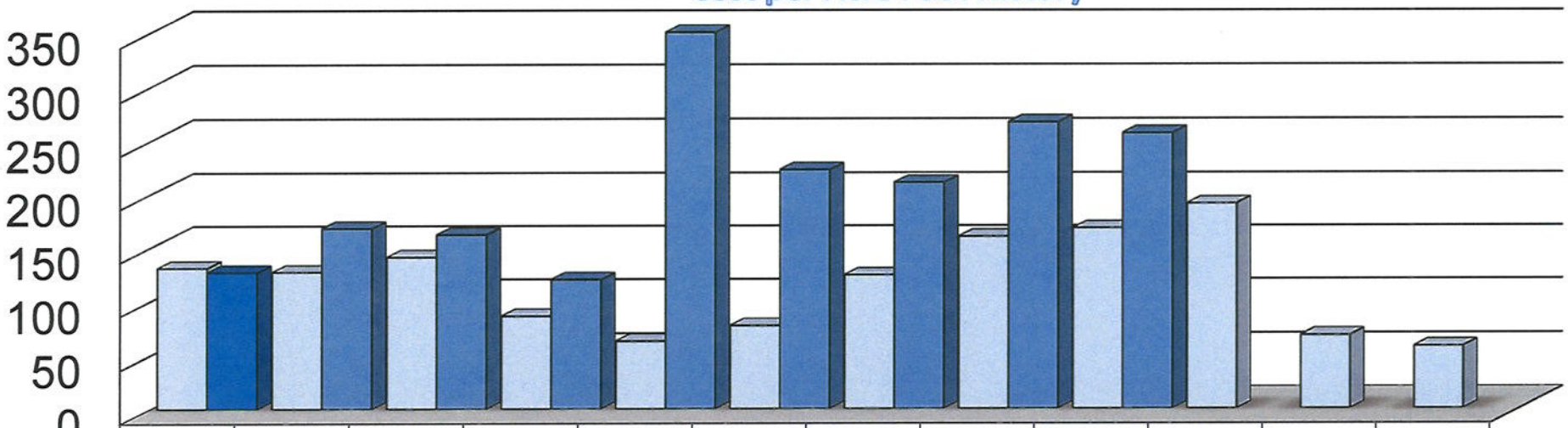


| | Jan | Feb | Mar | Apr | May | Jun | Jul | Aug | Sep | Oct | Nov | Dec |
|---|---|---|---|---|---|---|---|---|---|---|---|---|
| 2021 | 131 | 127 | 141 | 86 | 63 | 77 | 124 | 160 | 168 | 191 | 68 | 58 |
| 2022 | 127 | 168 | 162 | 120 | 440 | 223 | 211 | 267 | 257 | | | |

# Maximum / Average Flows Gallons per Day (G.P.D.) WELLFILED & STATIONS
## 2022

| | WELL FIELD (M12) | | | STATION A1&A2 (M2) | | | STATION B1 (M22,M30) | | | STATION B2 (M20,M21) | | | STATION B3 (M1)EST. | | |
|---|---|---|---|---|---|---|---|---|---|---|---|---|---|---|---|
| | Max. Cap. | 43,000,000 | | Max. Cap. | 24,480,000 | | Max. Cap. | 15,811,200 | | Max. Cap. | 14,490,720 | | Max. Cap. | 5,093,280 | |
| Month | Average | Peak | % of Max Capacity | Average | Peak | % of Max Capacity | Average | Peak | % of Max Capacity | Average | Peak | % of Max Capacity | Average | Peak | % of Max Capacity |
| Jan | 16,326,129 | 24,314,000 | 57% | 5,843,000 | 7,094,000 | 29% | 1,567,717 | 1,785,220 | 11% | 1,179,451 | 2,275,400 | 16% | 1,575,374 | 2,632,700 | 52% |
| Feb | 10,331,571 | 12,575,000 | 29% | 6,673,571 | 7,954,000 | 32% | 1,939,372 | 2,344,420 | 15% | 1,517,786 | 2,107,400 | 15% | 141,750 | 1,473,600 | 29% |
| Mar | 9,139,613 | 11,436,000 | 27% | 5,682,065 | 7,332,000 | 30% | 2,144,265 | 2,779,230 | 18% | 652,848 | 1,562,600 | 11% | 581,271 | 1,452,100 | 29% |
| Apr | 11,280,667 | 15,499,000 | 36% | 7,904,733 | 10,388,000 | 42% | 2,429,206 | 2,969,170 | 19% | 1,082,777 | 2,050,000 | 14% | 1,519,207 | 2,550,800 | 50% |
| May | 13,520,774 | 17,154,000 | 40% | 9,280,226 | 11,214,000 | 46% | 2,881,561 | 3,387,380 | 21% | 1,362,254 | 2,664,400 | 18% | 1,187,806 | 2,311,200 | 45% |
| Jun | 7,038,567 | 16,859,000 | 39% | 6,301,267 | 12,148,000 | 50% | 1,923,874 | 3,529,230 | 22% | 960,920 | 2,631,700 | 18% | 616,210 | 2,320,400 | 46% |
| Jul | 12,449,968 | 19,104,000 | 44% | 10,198,516 | 12,878,000 | 53% | 2,849,774 | 3,621,000 | 23% | 1,435,645 | 2,967,600 | 20% | 1,675,297 | 2,372,600 | 47% |
| Aug | 17,180,452 | 19,456,000 | 45% | 11,807,903 | 12,935,000 | 53% | 3,285,260 | 4,203,440 | 27% | 3,219,187 | 5,797,900 | 40% | 1,449,258 | 2,382,900 | 47% |
| Sep | 15,699,400 | 20,381,000 | 47% | 10,941,500 | 14,090,000 | 58% | 3,110,313 | 3,910,510 | 25% | 2,025,334 | 3,856,400 | 27% | 2,226,280 | 2,482,100 | 49% |
| Oct | 13,805,129 | 16,212,000 | 38% | 9,476,839 | 10,756,000 | 44% | 2,569,975 | 3,845,390 | 24% | 1,974,078 | 5,144,500 | 36% | 2,138,342 | 2,535,500 | 50% |
| Nov | | | 0% | | | 0% | | | 0% | | | 0% | | | 0% |
| Dec | | | 0% | | | 0% | | | 0% | | | 0% | | | 0% |

| | STATION C (M1,M2,M3,M4) | | | STATION D (M31) | | | STATION E | | | STATION F (M26) | | | STATION G1 (M23, M24) | | |
|---|---|---|---|---|---|---|---|---|---|---|---|---|---|---|---|
| | Max. Cap. | 11,952,000 | | Max. Cap. | 3,456,000 | | Max. Cap. | 712,800 | | Max. Cap. | 885,600 | | Max. Cap. | 16,718,400 | |
| Month | Average | Peak | % of Max Capacity | Average | Peak | % of Max Capacity | Average | Peak | % of Max Capacity | Average | Peak | % of Max Capacity | Average | Peak | % of Max Capacity |
| Jan | 1,994,901 | 2,611,210 | 22% | 699,887 | 920,600 | 27% | | Est. | 30% | 38,022 | 64,760 | 0% | 4,085,071 | 3,724,242 | 22% |
| Feb | 2,503,153 | 3,074,473 | 26% | 711,075 | 1,145,300 | 33% | | Est. | 25% | 66,500 | 92,800 | 10% | 3,400,329 | 3,004,307 | 18% |
| Mar | 2,807,364 | 3,467,886 | 29% | 747,639 | 1,066,500 | 31% | | Est. | 30% | 79,484 | 103,240 | 12% | 1,768,468 | 1,594,729 | 10% |
| Apr | 3,153,886 | 3,585,006 | 30% | 613,067 | 865,300 | 25% | | Est. | 30% | 104,459 | 136,830 | 15% | 4,714,730 | 4,550,143 | 27% |
| May | 3,743,764 | 5,448,490 | 46% | 701,358 | 895,500 | 26% | | Est. | 30% | 92,142 | 135,300 | 15% | 4,117,342 | 3,921,713 | 23% |
| Jun | 2,438,900 | 4,809,494 | 40% | 480,357 | 995,900 | 29% | | Est. | 30% | 74,609 | 148,350 | 17% | 1,146,143 | 946,217 | 6% |
| Jul | 3,571,340 | 4,779,402 | 40% | 691,119 | 1,118,700 | 32% | | Est. | 30% | 111,593 | 147,270 | 17% | 3,205,868 | 1,743,003 | 10% |
| Aug | 4,018,426 | 5,054,581 | 42% | 913,781 | 1,142,700 | 33% | | Est. | 30% | 95,727 | 114,680 | 13% | 4,171,313 | 3,757,468 | 22% |
| Sep | 3,917,588 | 4,965,710 | 42% | 961,607 | 1,153,100 | 33% | | Est. | 30% | 71,445 | 105,730 | 12% | Mtr. Out | | 0% |
| Oct | 3,312,501 | 3,690,812 | 31% | 830,461 | 1,037,300 | 30% | | Est. | 30% | 70,092 | 135,810 | 15% | Mtr. Out | | 0% |
| Nov | | | 0% | | | 0% | | Est. | | | | 0% | | | 0% |
| Dec | | | 0% | | | 0% | | Est. | | | | 0% | | | 0% |

| | STATION G2 (M1) | | | STATION H (25 HILL) | | | STATION J (M19) | | | STATION K (M5) | | | STATION M (M27) | | |
|---|---|---|---|---|---|---|---|---|---|---|---|---|---|---|---|
| | Max. Cap. | 5,732,640 | | Max. Cap. | 1,264,320 | | Max. Cap. | 2,592,000 | | Max. Cap. | 907,200 | | Max. Cap. | 1,157,760 | |
| Month | Average | Peak | % of Max Capacity | Average | Peak | % of Max Capacity | Average | Peak | % of Max Capacity | Average | Peak | % of Max Capacity | Average | Peak | % of Max Capacity |
| Jan | 1,324,529 | 3,989,500 | 70% | 70,177 | 186,620 | 15% | 262,955 | 340,500 | 13% | 658 | 20,400 | 0% | 277,355 | 358,150 | 31% |
| Feb | 2,204,964 | 8,218,600 | 100% | 97,554 | 196,610 | 16% | 294,143 | 329,200 | 13% | 0 | 0 | 0% | 340,471 | 375,290 | 32% |
| Mar | 1,265,068 | NA | #VALUE! | 104,555 | 233,470 | 18% | 325,152 | 402,900 | 16% | 0 | 0 | 0% | 353,957 | 390,140 | 34% |
| Apr | 131,277 | 2,228,200 | 39% | 74,505 | 188,930 | 15% | 364,920 | 531,900 | 21% | 59,650 | 601,600 | 7% | 362,189 | 399,610 | 35% |
| May | 1,536,332 | 4,225,000 | 74% | 215,809 | 267,800 | 21% | 448,974 | 544,300 | 21% | 3,965 | 90,600 | 0% | 407,758 | 477,190 | 41% |
| Jun | 2,267,817 | 5,203,900 | 91% | 136,860 | 260,100 | 21% | 279,573 | 527,900 | 20% | 0 | 0 | 0% | 260,352 | 475,130 | 41% |
| Jul | 3,510,274 | 4,386,800 | 77% | 206,929 | 352,300 | 28% | 396,071 | 496,600 | 19% | 181 | 5,600 | 0% | 397,362 | 504,070 | 44% |
| Aug | 3,834,784 | 4,435,900 | 77% | 309,068 | 359,400 | 28% | 455,087 | 499,200 | 19% | | 0 | 0% | 445,416 | 472,840 | 41% |
| Sep | 3,033,703 | 4,401,200 | 77% | 301,857 | 345,100 | 27% | 445,867 | 513,500 | 20% | | 0 | 0% | 425,498 | 479,230 | 41% |
| Oct | 2,661,935 | 3,954,700 | 69% | 203,726 | 314,400 | 25% | 377,971 | 538,600 | 21% | | 0 | 0% | 379,491 | 476,670 | 41% |
| Nov | | | 0% | | | 0% | | | 0% | | Est. | 0% | | | 0% |
| Dec | | | 0% | | | 0% | | | 0% | | Est. | 0% | | | 0% |

| | LA PALOMA (LP) | | | | SUNRISE (SR) | |
|---|---|---|---|---|---|---|
| | Max. Cap. | 10,368,000 | | Max. Cap. | 5,040,000 | |
| Month | Average | Peak | % of Max Capacity | Average | Peak | % of Max Capacity |
| Jan | 35,671 | 491,817 | 5% | 1,936,901 | 2,584,116 | 51% |
| Feb | 141,138 | 1,723,781 | 17% | 1,863,657 | 2,182,963 | 43% |
| Mar | 332,433 | 3,670,900 | 35% | 117,608 | 1,520,385 | 30% |
| Apr | 1,279,459 | 3,537,322 | 34% | 1,707,594 | 2,536,318 | 50% |
| May | 794,398 | 3,498,486 | 34% | 2,093,398 | 2,701,851 | 54% |
| Jun | 745,603 | 4,188,299 | 40% | 1,440,214 | 3,634,457 | 72% |
| Jul | 1,792,325 | 4,342,641 | 42% | 1,922,293 | 3,834,547 | 76% |
| Aug | 2,633,973 | 4,614,786 | 45% | 3,237,568 | 3,778,971 | 75% |
| Sep | 3,059,858 | 6,848,075 | 66% | 2,920,289 | 4,174,438 | 83% |
| Oct | 2,542,590 | 5,686,887 | 55% | 2,745,601 | 3,425,690 | 68% |
| Nov | | | 0% | | | 0% |
| Dec | | | 0% | | | 0% |

| System | 6-02 - NEM Year 9 | | |
|---|---|---|---|
| Start Date | End Date | Net Cost kWh [1] | Cost Without Solar kWh [2] |
| 6/23/2022 | 7/24/2022 | $35.00 | $44,709.00 |
| 7/25/2022 | 8/23/2022 | $25,861.00 | $60,760.00 |
| 8/24/2022 | 9/22/2022 | $5,717.00 | $37,738.00 |
| 9/23/2022 | 2/22/2180 | $44,496.00 | $61,077.00 |
| | Total | $76,109.00 | $204,284.00 |

1 Net Cost kWh - Grid usage cost minus solar credits allocated.

2 Cost W/o Solar kWh - The electric bill if you did not have solar. When available, this cost uses the rate schedule your meter was on immediately prior to solar being installed.

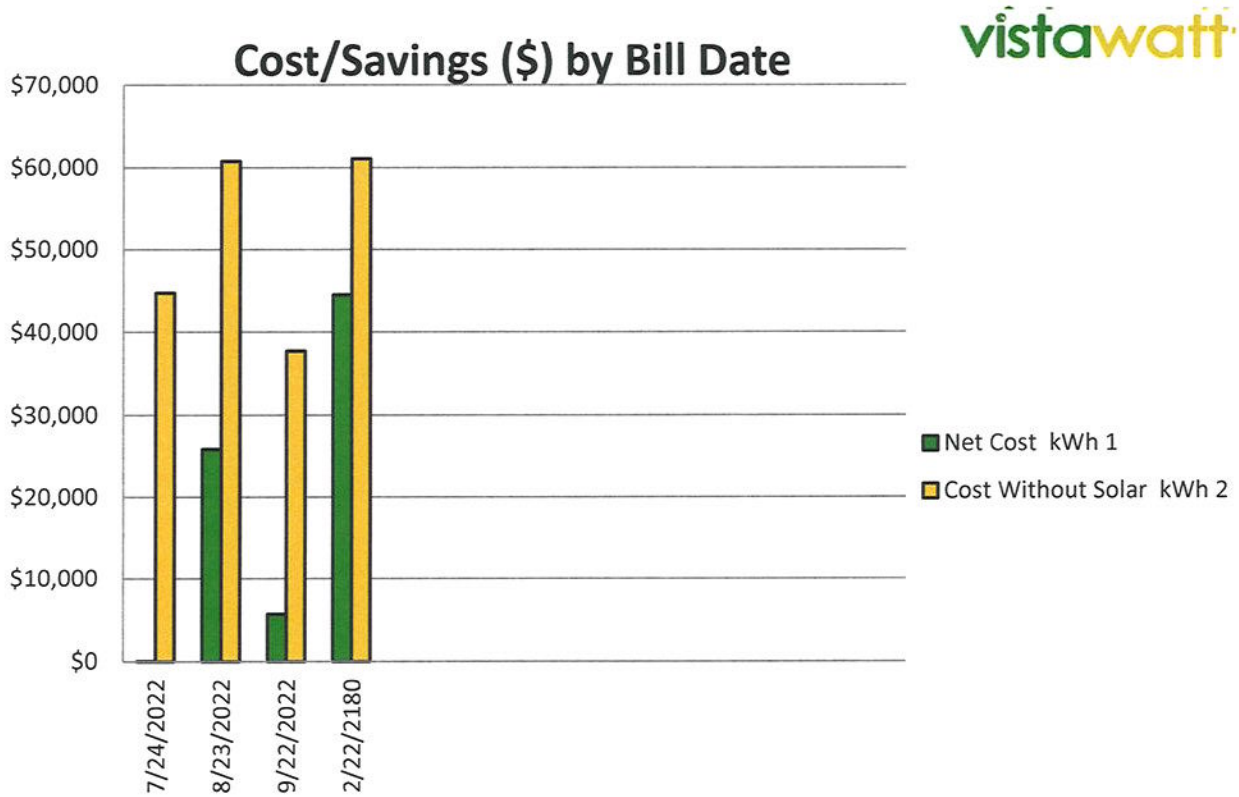


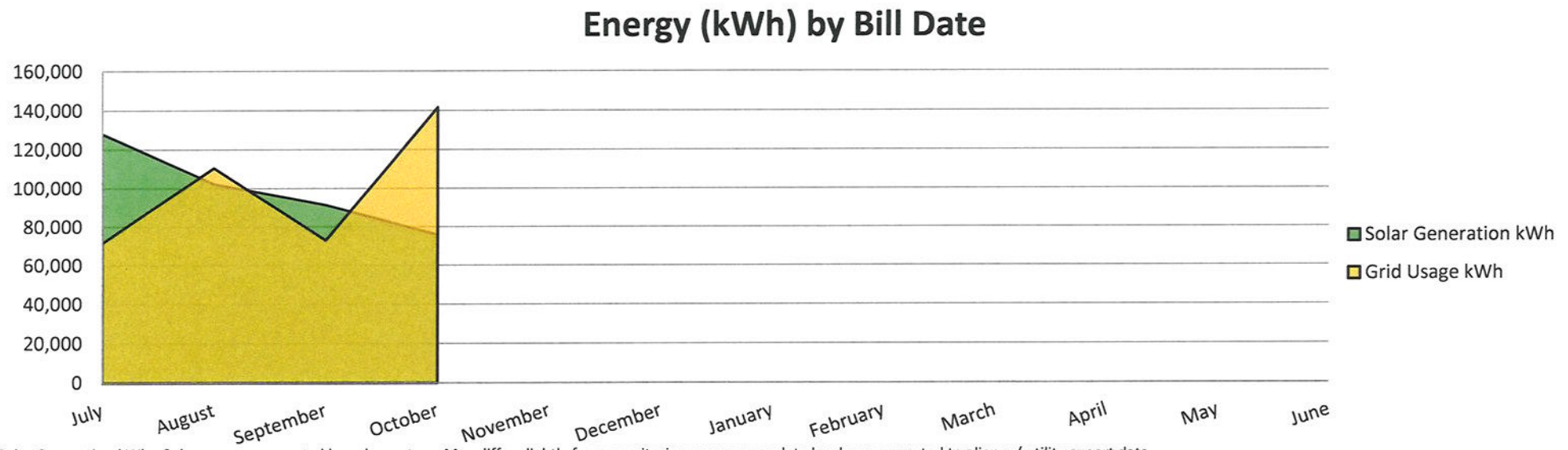


3 Solar Generation kWh - Solar energy generated by solar system. May differ slightly from monitoring company as data has been corrected to align w/ utility export data.

4 Grid Usage kWh - Consumption of energy from utility grid only. Omits onsite usage of solar energy by generating meter.

| System | 6-06 - NEM Year 9 | | |
|---|---|---|---|
| Start Date | End Date | Net Cost kWh [1] | Cost Without Solar kWh [2] |
| 5/24/2022 | 6/22/2022 | $19,072.00 | $62,520.00 |
| 6/23/2022 | 7/24/2022 | $46,792.00 | $92,562.00 |
| 7/25/2022 | 8/23/2022 | $533.00 | $40,116.00 |
| 8/24/2022 | 9/22/2022 | $6,224.00 | $40,826.00 |
| 9/23/2022 | 10/23/2022 | $10,267.00 | $37,663.00 |
| | Total | $82,888.00 | $273,687.00 |

1 Net Cost kWh - Grid usage cost minus solar credits allocated.

2 Cost W/o Solar kWh - The electric bill if you did not have solar. When available, this cost uses the rate schedule your meter was on immediately prior to solar being installed.

## Cost/Savings ($) by Bill Date

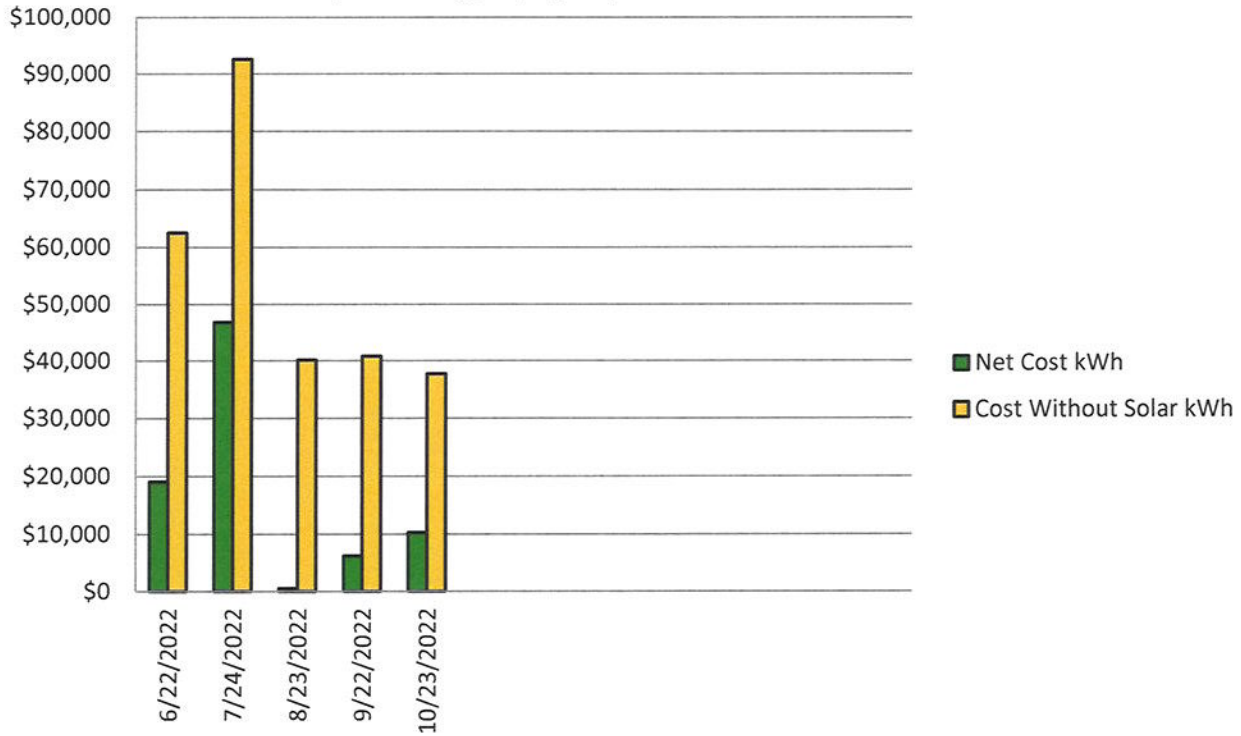


## Energy (kWh) by Bill Date




3 Solar Generation kWh - Solar energy generated by solar system. May differ slightly from monitoring company as data has been corrected to align w/ utility export data.

4 Grid Usage kWh - Consumption of energy from utility grid only. Omits onsite usage of solar energy by generating meter.

| System | 7-01R - NEM Year 8 | | |
|---|---|---|---|
| Start Date | End Date | Net Cost kWh [1] | Cost Without Solar kWh [2] |
| 11/1/2021 | 12/1/2021 | $67,641.00 | $79,185.00 |
| 12/2/2021 | 12/29/2021 | $66,615.00 | $72,900.00 |
| 12/30/2021 | 1/30/2022 | $70,103.00 | $82,954.00 |
| 1/31/2022 | 3/1/2022 | $25,241.00 | $43,848.00 |
| 3/2/2022 | 3/30/2022 | $37,423.00 | $61,467.00 |
| 3/31/2022 | 5/1/2022 | $38,403.00 | $71,942.00 |
| 5/2/2022 | 5/31/2022 | $33,462.00 | $67,692.00 |
| 6/1/2022 | 6/29/2022 | ($38,276.00) | $4,969.00 |
| 6/30/2022 | 7/31/2022 | ($32,691.00) | $13,094.00 |
| 8/1/2022 | 8/30/2022 | -$39,360.00 | $1,106.00 |
| | | ($34,514.00) | $1,059.00 |
| | | | |
| | Total | $194,047.00 | $500,216.00 |

1 Net Cost kWh - Grid usage cost minus solar credits allocated.

2 Cost W/o Solar kWh - The electric bill if you did not have solar. When available, this cost uses the rate schedule your meter was on immediately prior to solar being installed.

## Cost/Savings ($) by Bill Date

vistawatt

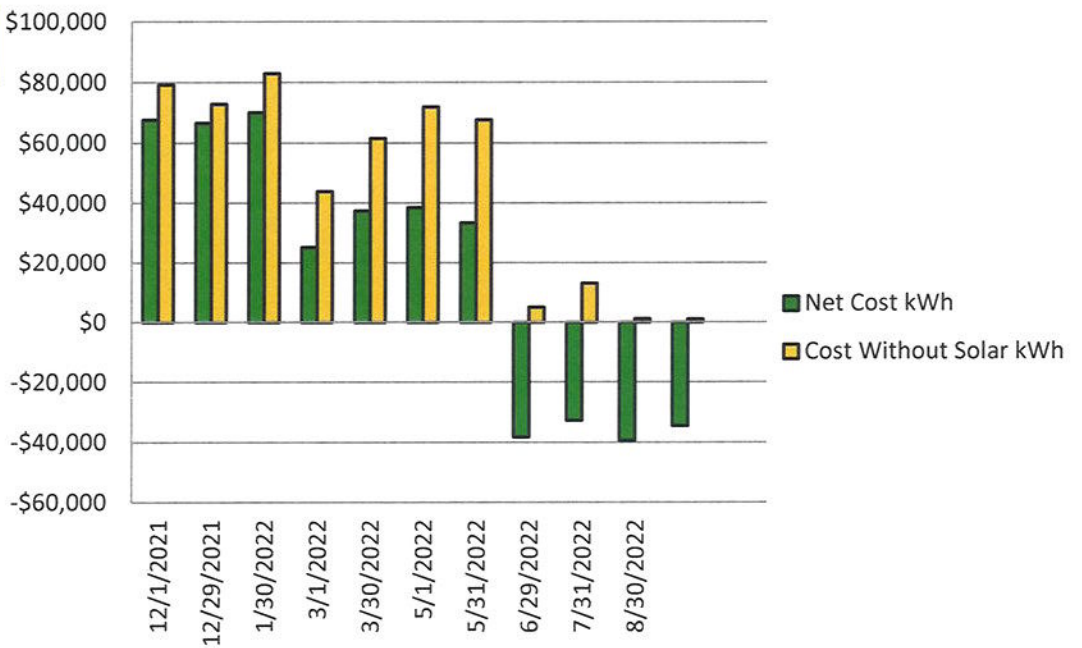


## Energy (kWh) by Bill Date

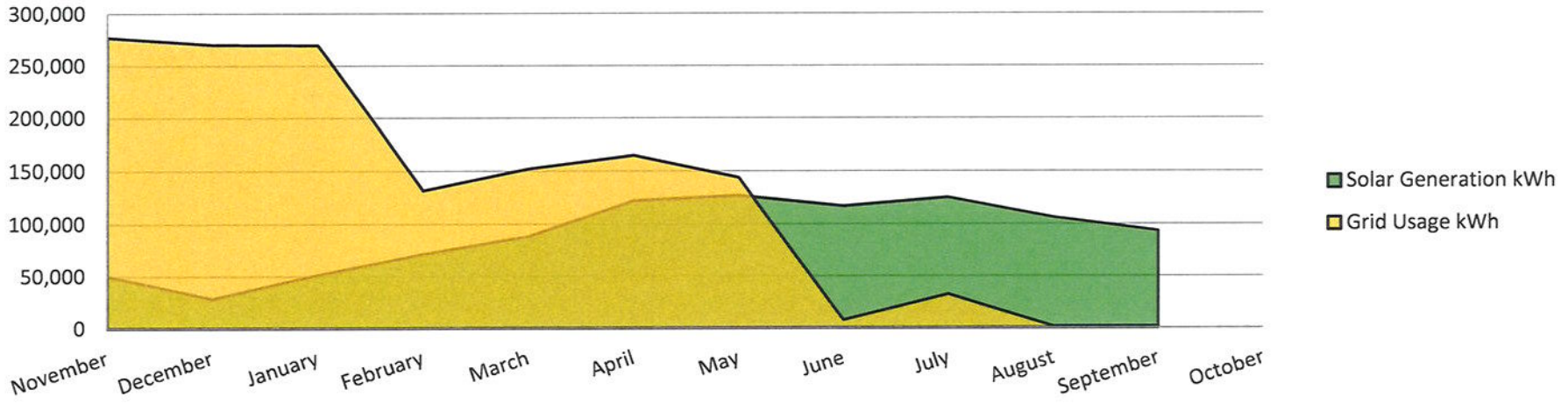


3 Solar Generation kWh - Solar energy generated by solar system. May differ slightly from monitoring company as data has been corrected to align w/ utility export data.

4 Grid Usage kWh - Consumption of energy from utility grid only. Omits onsite usage of solar energy by generating meter.

vistawatt

| System | 7-02 - NEM Year 9 | | |
|---|---|---|---|
| Start Date | End Date | Net Cost kWh [1] | Cost Without Solar kWh [2] |
| 5/24/2022 | 6/22/2022 | $8,743.00 | $51,275.00 |
| 6/23/2022 | 7/24/2022 | $23,118.00 | $67,584.00 |
| 7/25/2022 | 8/23/2022 | $27,110.00 | $63,577.00 |
| 8/24/2022 | 9/22/2022 | $8,613.00 | $41,872.00 |
| 9/23/2022 | 10/23/2022 | $33,768.00 | $55,674.00 |
| | Total | $101,352.00 | $279,982.00 |

1 Net Cost kWh - Grid usage cost minus solar credits allocated.

2 Cost W/o Solar kWh - The electric bill if you did not have solar. When available, this cost uses the rate schedule your meter was on immediately prior to solar being installed.

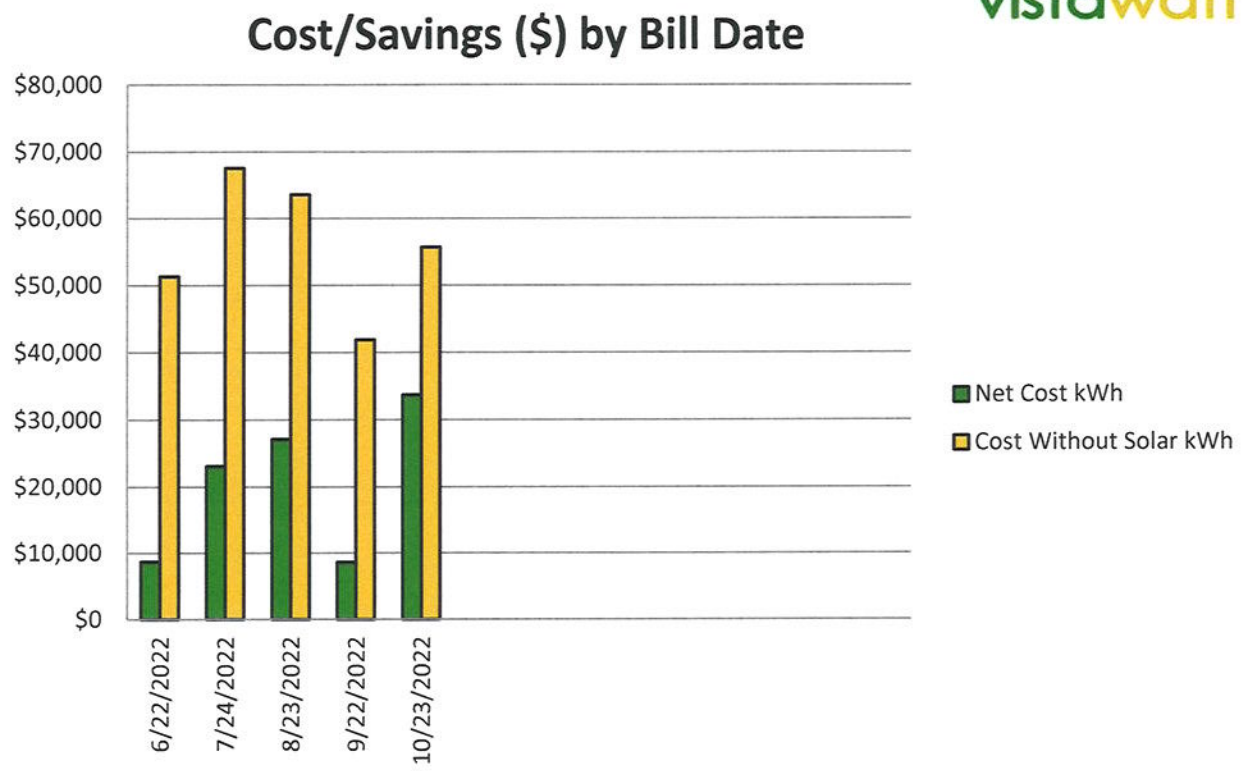





3 Solar Generation kWh - Solar energy generated by solar system. May differ slightly from monitoring company as data has been corrected to align w/ utility export data.

4 Grid Usage kWh - Consumption of energy from utility grid only. Omits onsite usage of solar energy by generating meter.

vistawatt

| System | NW 1 - NEM Year 9 | | |
|---|---|---|---|
| Start Date | End Date | Net Cost kWh [1] | Cost Without Solar kWh [2] |
| 4/14/2022 | 5/12/2022 | -$34,007.00 | $615.00 |
| 5/13/2012 | 6/12/2022 | -$48,520.00 | $635.00 |
| 6/13/2022 | 7/13/2022 | ($53,030.00) | $592.00 |
| 7/14/2022 | 8/14/2022 | -$47,490.00 | $719.00 |
| 8/15/2022 | 9/13/2022 | ($38,025.00) | $607.00 |
| 9/14/2022 | 10/12/2022 | -$33,745.00 | $404.00 |
| | Total | -$254,817.00 | $3,572.00 |

1 Net Cost kWh - Grid usage cost minus solar credits allocated.

2 Cost W/o Solar kWh - The electric bill if you did not have solar. When available, this cost uses the rate schedule your meter was on immediately prior to solar being installed.

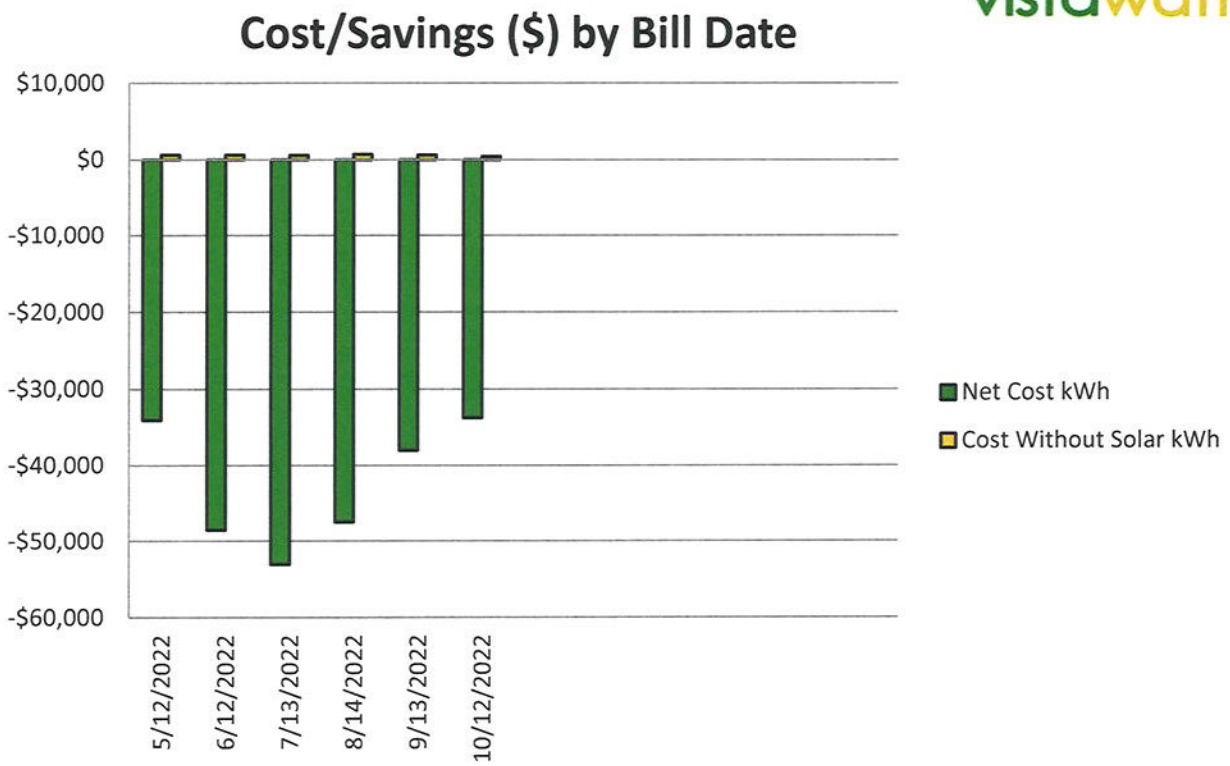


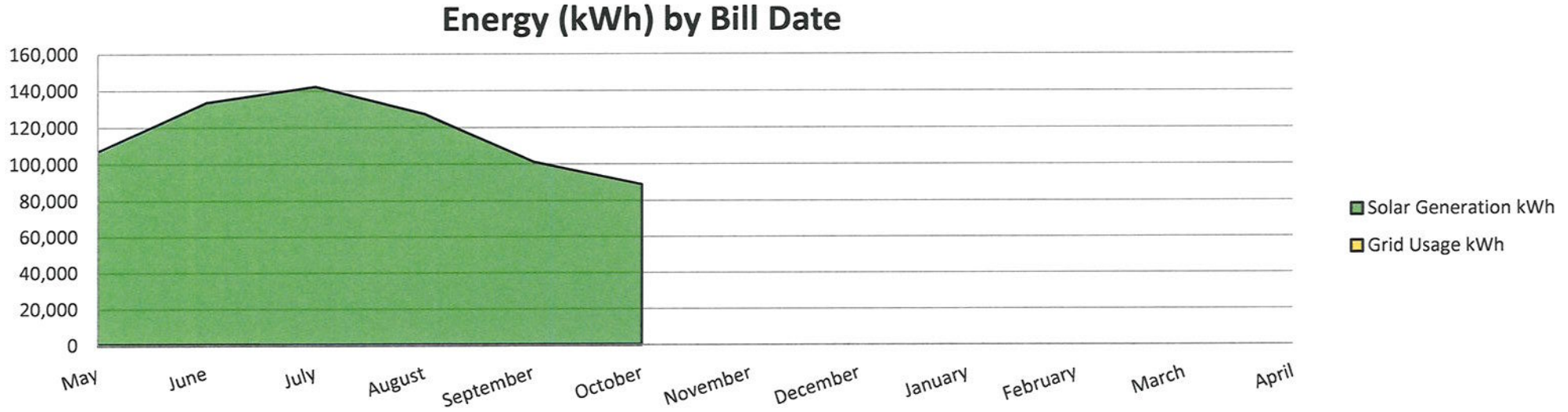


3 Solar Generation kWh - Solar energy generated by solar system. May differ slightly from monitoring company as data has been corrected to align w/ utility export data.

4 Grid Usage kWh - Consumption of energy from utility grid only. Omits onsite usage of solar energy by generating meter.

vistawatt

| System | NW 2 - NEM Year 9 | | |
|---|---|---|---|
| Start Date | End Date | Net Cost kWh [1] | Cost Without Solar kWh [2] |
| 4/14/2022 | 5/12/2022 | $46,538.00 | $75,918.00 |
| 5/13/2022 | 6/12/2022 | $50,053.00 | $84,763.00 |
| 6/13/2022 | 7/13/2022 | $16,883.00 | $59,460.00 |
| 7/14/2022 | 8/14/2022 | -$2,421.00 | $37,588.00 |
| 8/15/2022 | 9/13/2022 | ($2,199.00) | $31,372.00 |
| 9/14/2022 | 10/12/2022 | $8,900.00 | $36,615.00 |
| | Total | $117,754.00 | $325,716.00 |

1 Net Cost kWh - Grid usage cost minus solar credits allocated.

2 Cost W/o Solar kWh - The electric bill if you did not have solar. When available, this cost uses the rate schedule your meter was on immediately prior to solar being installed.

## Cost/Savings ($) by Bill Date

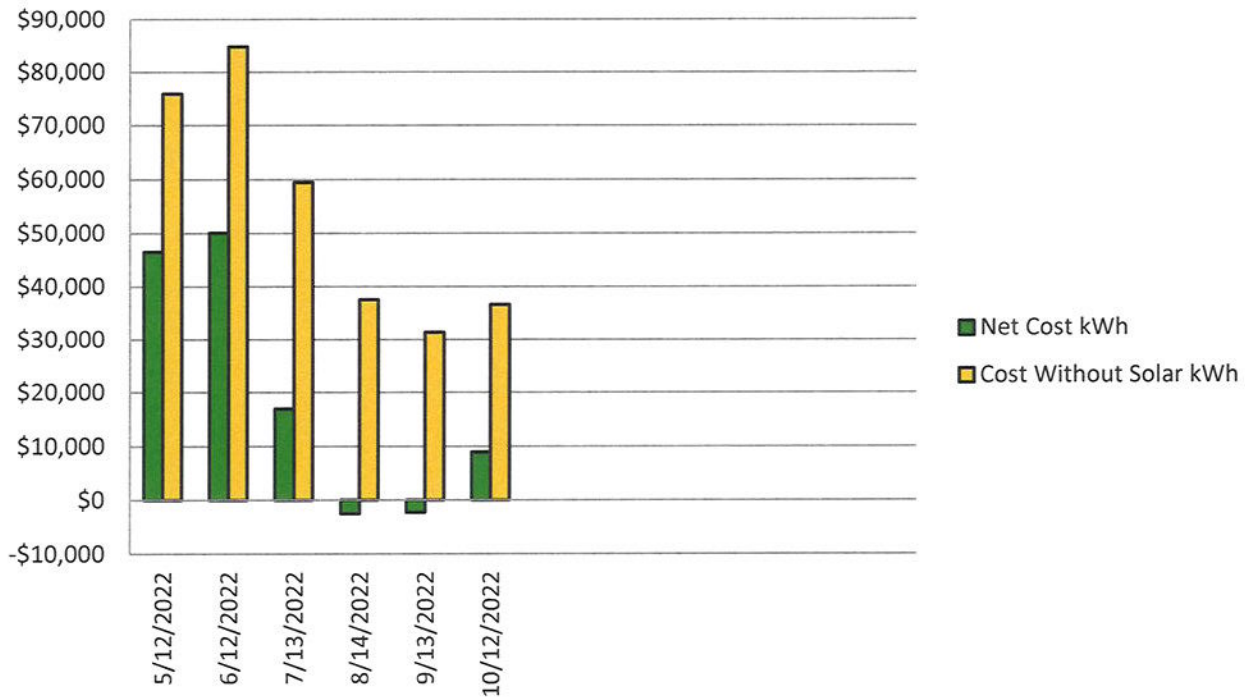


## Energy (kWh) by Bill Date




3 Solar Generation kWh - Solar energy generated by solar system. May differ slightly from monitoring company as data has been corrected to align w/ utility export data.

4 Grid Usage kWh - Consumption of energy from utility grid only. Omits onsite usage of solar energy by generating meter.

vistawatt

| System | NW 3 - NEM Year 9 | | |
|---|---|---|---|
| Start Date | End Date | Net Cost kWh [1] | Cost Without Solar kWh [2] |
| 4/14/2022 | 5/12/2022 | -$38,306.00 | $548.00 |
| 5/13/2022 | 6/12/2022 | ($45,055.00) | $537.00 |
| 6/13/2022 | 7/13/2022 | $499.00 | $449.00 |
| 7/14/2022 | 8/14/2022 | $526.00 | $474.00 |
| 8/15/2022 | 9/13/2022 | ($34,711.00) | $607.00 |
| 9/14/2022 | 10/12/2022 | ($33,186.00) | $456.00 |
| | Total | -$150,233.00 | $3,071.00 |

1 Net Cost kWh - Grid usage cost minus solar credits allocated.

2 Cost W/o Solar kWh - The electric bill if you did not have solar. When available, this cost uses the rate schedule your meter was on immediately prior to solar being installed.

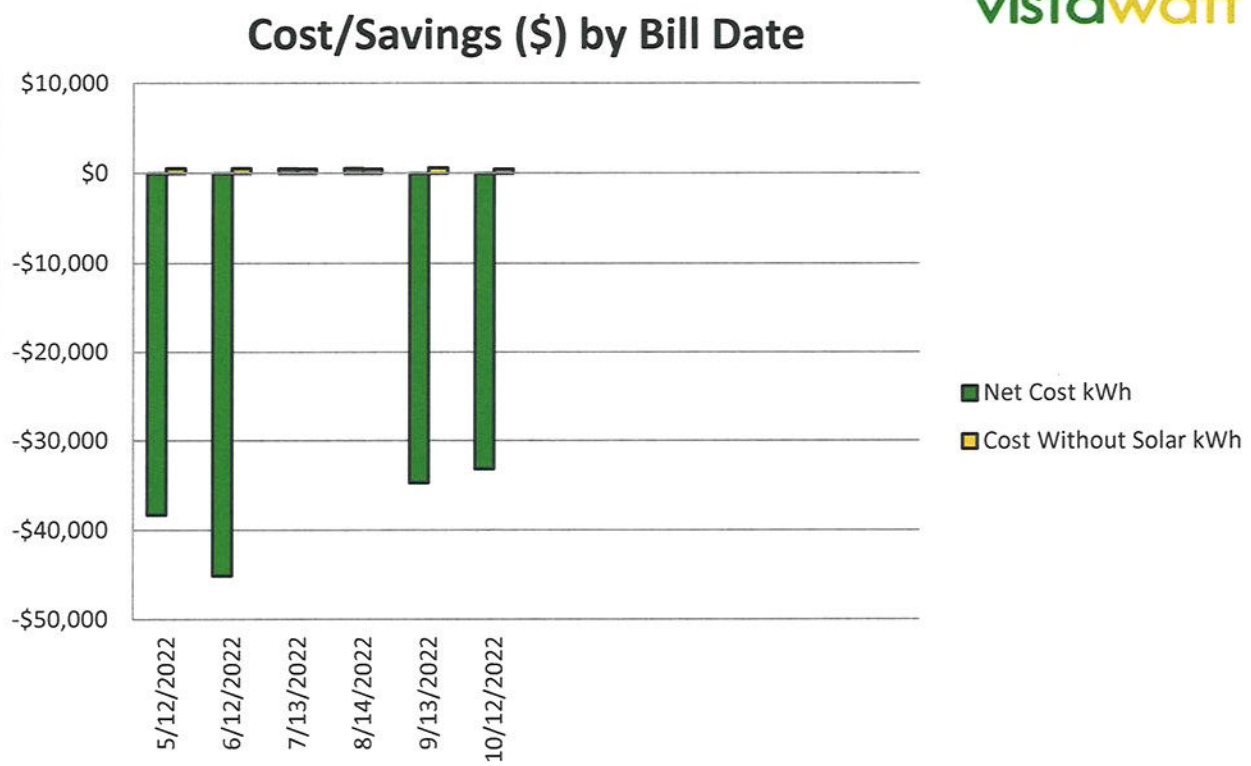


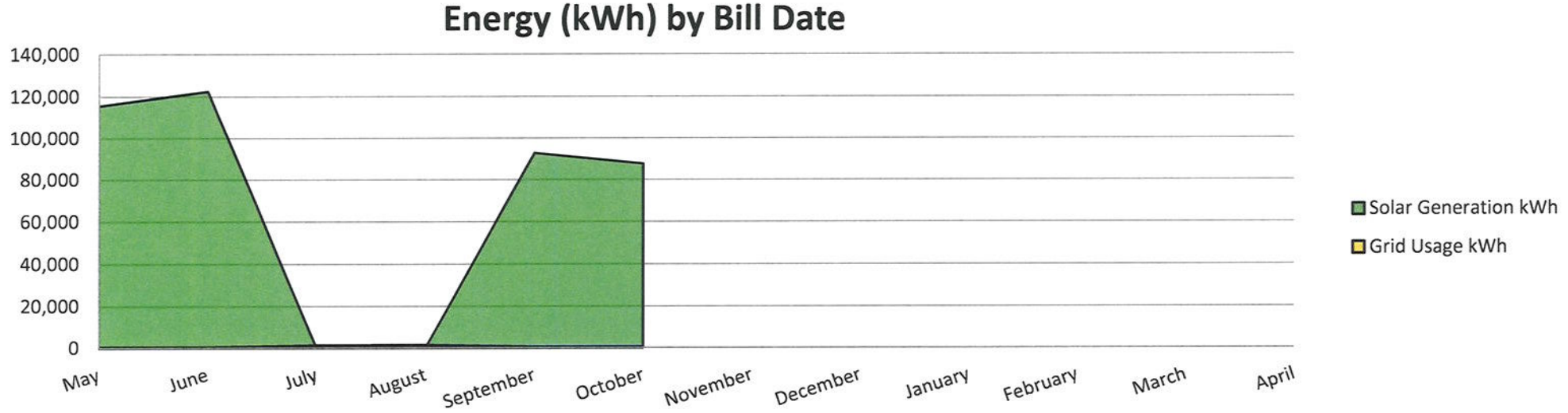


3 Solar Generation kWh - Solar energy generated by solar system. May differ slightly from monitoring company as data has been corrected to align w/ utility export data.

4 Grid Usage kWh - Consumption of energy from utility grid only. Omits onsite usage of solar energy by generating meter.

vistawatt

| System | NW 4 - NEM Year 9 | | |
|---|---|---|---|
| Start Date | End Date | Net Cost kWh [1] | Cost Without Solar kWh [2] |
| 4/14/2022 | 5/12/2022 | -$38,737.00 | $597.00 |
| 5/13/2022 | 6/12/2022 | ($47,557.00) | $578.00 |
| 6/13/2022 | 7/13/2022 | ($49,157.00) | $548.00 |
| 7/14/2022 | 8/14/2022 | ($43,891.00) | $732.00 |
| 8/15/2022 | 9/13/2022 | ($36,355.00) | $599.00 |
| 9/14/2022 | 10/12/2022 | ($33,769.00) | $467.00 |
| | Total | -$249,466.00 | $3,521.00 |

1 Net Cost kWh - Grid usage cost minus solar credits allocated.

2 Cost W/o Solar kWh - The electric bill if you did not have solar. When available, this cost uses the rate schedule your meter was on immediately prior to solar being installed.

## Cost/Savings ($) by Bill Date

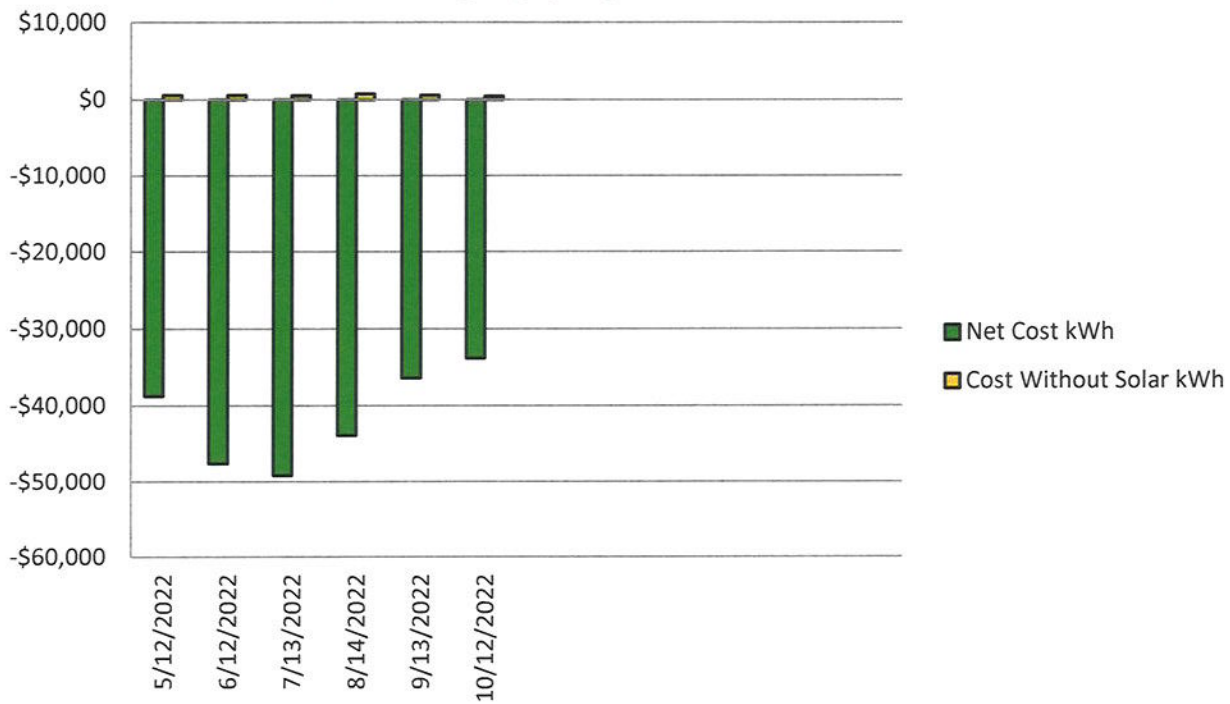


## Energy (kWh) by Bill Date

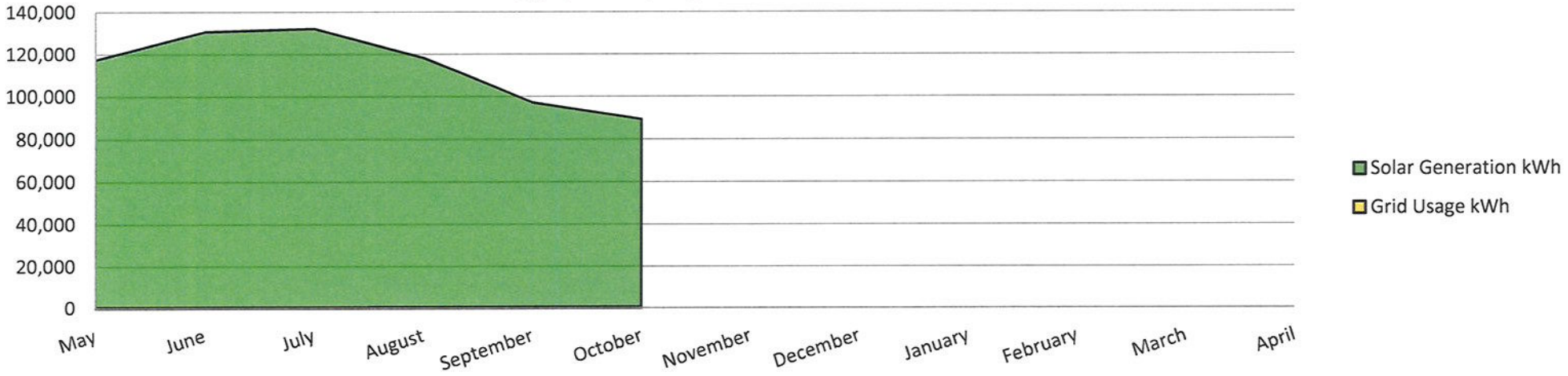


3 Solar Generation kWh - Solar energy generated by solar system. May differ slightly from monitoring company as data has been corrected to align w/ utility export data.

4 Grid Usage kWh - Consumption of energy from utility grid only. Omits onsite usage of solar energy by generating meter.

vistawatt

| System | NW 5 - NEM Year 9 | | |
|---|---|---|---|
| Start Date | End Date | Net Cost kWh [1] | Cost Without Solar kWh [2] |
| 4/14/2022 | 5/12/2022 | $34,877.00 | $65,299.00 |
| 5/13/2022 | 6/12/2022 | $38,938.00 | $76,807.00 |
| 6/13/2022 | 7/13/2022 | $13,757.00 | $59,034.00 |
| 7/14/2022 | 8/14/2022 | $5,892.00 | $47,837.00 |
| 8/15/2022 | 9/13/2022 | ($4,323.00) | $31,148.00 |
| 9/14/2022 | 10/12/2022 | ($1,949.00) | $26,798.00 |
| | Total | $87,192.00 | $306,923.00 |

1 Net Cost kWh - Grid usage cost minus solar credits allocated.

2 Cost W/o Solar kWh - The electric bill if you did not have solar. When available, this cost uses the rate schedule your meter was on immediately prior to solar being installed.

## Cost/Savings ($) by Bill Date

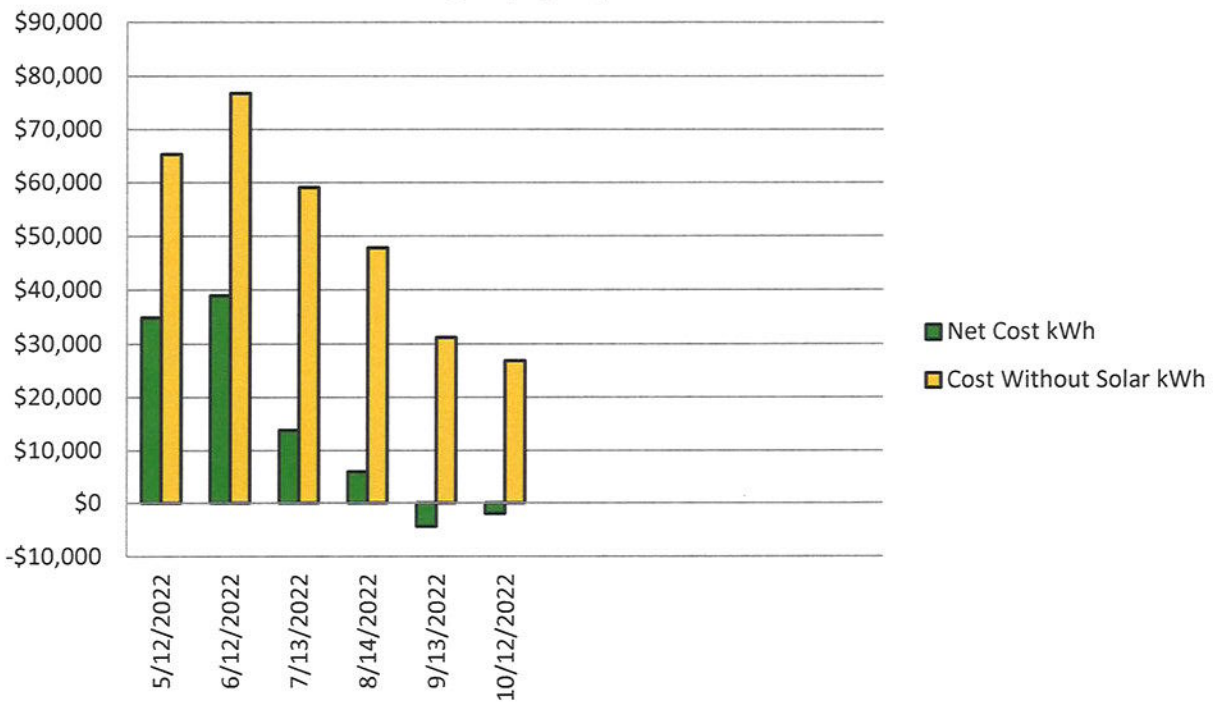


## Energy (kWh) by Bill Date

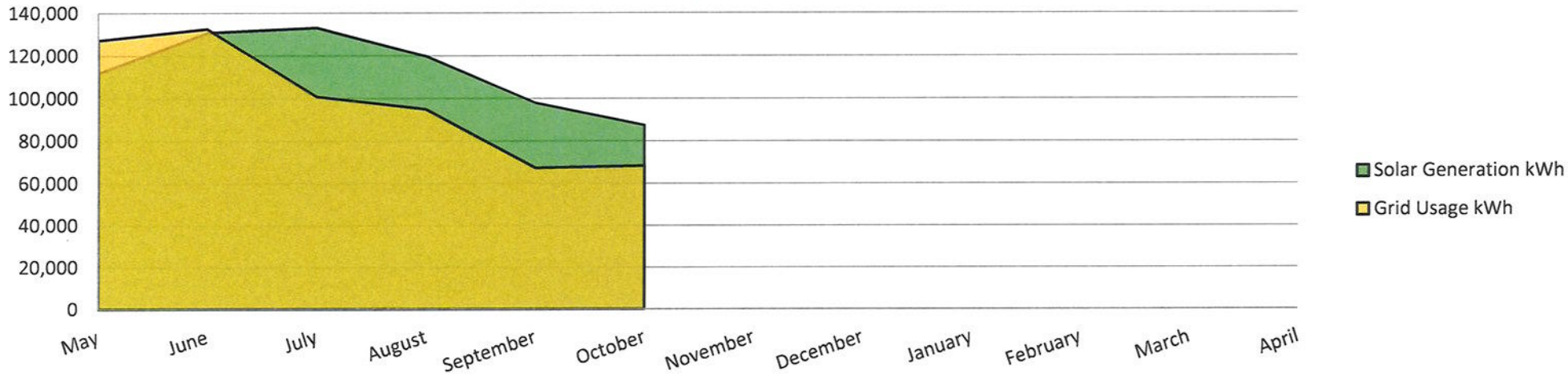


3 Solar Generation kWh - Solar energy generated by solar system. May differ slightly from monitoring company as data has been corrected to align w/ utility export data.

4 Grid Usage kWh - Consumption of energy from utility grid only. Omits onsite usage of solar energy by generating meter.

West Kern Water District

Rev 11/3/22

## 2022 DISTRIBUTION SYSTEM BACTERIOLOGICAL STATUS

| DATE | NO. OF SAMPLES | NO. OF POS. TOTAL COLI. | NO. OF POSITIVE FECAL COLI. | TOTAL POSITIVES | NO. OF RETAKES | DATE OF RETAKE | % POSITIVE |
|---|---|---|---|---|---|---|---|
| JAN | 99 | 0 | 0 | 0 | 0 | 0 | 0.00% |
| FEB | 88 | 0 | 0 | 0 | 0 | 0 | 0.00% |
| MAR | 99 | 0 | 0 | 0 | 0 | 0 | 0.00% |
| APR | 88 | 0 | 0 | 0 | 0 | 0 | 0.00% |
| MAY | 99 | 0 | 0 | 0 | 0 | 0 | 0.00% |
| JUN | 88 | 0 | 0 | 0 | 0 | 0 | 0.00% |
| JULY | 88 | 0 | 0 | 0 | 0 | 0 | 0.00% |
| AUG | 110 | 0 | 0 | 0 | 0 | 0 | 0.00% |
| SEPT | 88 | 0 | 0 | 0 | 0 | 0 | 0.00% |
| OCT | 99 | 0 | 0 | 0 | 0 | 0 | 0.00% |
| NOV | | 0 | 0 | 0 | 0 | 0 | 0.00% |
| DEC | | 0 | 0 | 0 | 0 | 0 | 0.00% |
| Totals | 946 | 0 | 0 | 0 | 0 | | |

**SUPPORTING DATA**
**REGULAR BOARD MEETING**
**NOVEMBER 15, 2022**

**COMMITTEE:** **FACILITIES DEVELOPMENT COMMITTEE**
**(Jameson, Bravo)**

**AGENDA ITEM:** **1. Discussion and Appropriate Action Regarding:**
**Well NW4 Repair, Job #22-6501**

**BACKGROUND INFORMATION:**
In late October, Bakersfield Well & Pump (BWP) completed well development and performed a constant rate pump test at NW4. The results of the development efforts and constant rate test were provided to Staff and Richard Slade on October 31st. Staff met with Richard Slade and BWP on November 3rd to review the information and develop an approach to put the well back into service. Based upon those discussions, the original pump in Well NW4 was deemed nonrepairable and it was decided to rebuild and install the pump from Well NW3.

BWP has provided Change Order #2 for the repair work to be done in the amount of $80,965.00 and has included a credit of $11,750.00 for previous work not required. The effective increase on the contract would be $69,215.00

**STAFF RECOMMENDATIONS:**
Accept the proposal from BWP to repair the pump from Well NW3 and complete the work necessary to put Well NW4 into service.

**JUSTIFICATION:**
To return this well to acceptable performance expectations.

**PREVIOUS ACTIONS:**
04/22 RBM To approve awarding of contract to Bakersfield Well & Pump in the amount of $26,850.00 for Well NW4 Repair and issue a notice to proceed when all contract documents are in place.
08/22 RBM Approve Change Order #1 for mechanical & chemical cleaning in the amount of $157,828.00 increasing the contract amount from $26,850.00 to $184,678.00.

**COST:**

**BUDGETARY WARRANT:**
Eng. CIP #5 22/23 Budget

**MOTION:**
Approve Change Order #2 to repair the pump in the amount of $69,215.00, increasing the contract amount from $184,678.00 to $253,893.00.

**COMMITTEE STATUS:**

| | |
|---|---|
| _____ | Recommend Board Approval |
| _____ | NO (Rejected) |
| X | Full Board to Review |
| _____ | Under Review (No Action Required) |

**COMMITTEE RECOMMENDATIONS:**
Full Board to Review

**COUNSEL REVIEW AND/OR RECOMMENDATIONS:**

# Bakersfield Well & Pump Co.

7212 Fruitvale Avenue
Bakersfield, CA 93308

To: West Kern Water District
PO Box 1105
Taft, CA 93268-1105
Attn: John Stuntebeck / Greg Hammett
Ph: (661) 763-3151

Quote
11/4/2022
JOB # 22593
PO #6197

## Proposal

Job Description: **Well NW4 Equipment Repair, Job #22-6501**

| Item # | Bid Item Description | Qty | Units | Unit Bid Price | Qty This Period | Period Total | Qty to Date | Total to Date |
|---|---|---|---|---|---|---|---|---|
| 1 | Rebuild Existing 6 Stage 15EHM Bowl: Machine & Install Wear Rings, New TA Bearing, Assemble | 1 | LS | $ 8,850.00 | 1 | $ 8,850.00 | 1 | $ 8,850.00 |
| 2 | Replace 12" Head Nipple | 1 | LS | $ 775.00 | 1 | $ 775.00 | 1 | $ 775.00 |
| 3 | 12" x 20' Column Pipe | 8 | EA | $ 2,410.00 | 8 | $ 19,280.00 | 8 | $ 19,280.00 |
| 4 | 3 1/2 x 2 3/16 x 20' IR Tube & Shaft | 26 | EA | $ 1,915.00 | 26 | $ 49,790.00 | 26 | $ 49,790.00 |
| 5 | New 3 1/2 x 2 3/16 IR Packing Nut | 1 | EA | $ 460.00 | 1 | $ 460.00 | 1 | $ 460.00 |
| 6 | 12 x 3 1/2 Tube Spiders | 13 | EA | $ 30.00 | 13 | $ 390.00 | 13 | $ 390.00 |
| 7 | New Top Tube & Head Shaft | 1 | LS | $ 1,420.00 | 1 | $ 1,420.00 | 1 | $ 1,420.00 |
| | **TOTALS** | | | | | **$ 80,965.00** | | **$ 80,965.00** |

Prepared By: _____ 11/4/22
Kirk McKindley — Date

Signed By: _____
John C. Zimmerer — Date

Approved By: _____
John Stuntebeck / Greg Hammett — Date

| | Total To Date |
|---|---|
| Amount Earned | $ 80,965.00 |
| Amount Retained @ 10% | |
| Previous Billing(s) | |
| Total Due | **$ 80,965.00** |

# CONTRACT CHANGE ORDER NO. 2

**TO CONTRACT** Well NW4 Repair, Job # 22-6501 **Dated** April 26, 2022

**BY AND BETWEEN** West Kern Water District **(OWNER),**

**AND** Zim Industries, Inc. dba Bakersfield Well & Pump Co. **(CONTRACTOR),**

**ORIGINAL CONTRACT AMOUNT:** $26,850.00
**Previous Change Orders (Total $):** $157,828.00
**Revised Contract Amount (Per Previous Change Orders):** $184,678.00

**CONTRACTOR is hereby directed to make the following change(s) in Contract Work:**

| ITEM NO. | DESCRIPTION OF CHANGE | CHANGE AMOUNT $ Increase ($ Decrease) |
|---|---|---|
| 1 | Constant rate test per CO1 Item #10 - 15 hours @ $450 not required | ($6,750.00) |
| 2 | Dynamic spinner survey per CO1 Item #11 - 1 Test @ $5,000 not required | ($5,000.00) |
| 3 | Rebuild Existing 6 Stage 15EHM Bowl: Machine & Install wear rings, new TA bearing, Assemb | $8,850.00 |
| 4 | Replace 12" Head Nipple | $775.00 |
| 5 | 12" x 20" Column Pipe | $19,280.00 |
| 6 | 3 1/2 x 2 3/16 x 20ft IR Tube & Shaft | $49,790.00 |
| 7 | New 3 1/2 x 2 3/16 IR Packing Nut | $460.00 |
| 8 | 12 x 3 1/2 Tube Spiders | $390.00 |
| 9 | New Top Tube & Head Shaft | $1,420.00 |
| 10 | | |
| 11 | | |
| 12 | | |
| 13 | | |
| 14 | | |
| 15 | | |
| 16 | | |
| 17 | | |

| | |
|---|---|
| Total Increase in Contract Amount | $80,965.00 |
| Total Decrease in Contract Amount | ($11,750.00) |
| Adjusted Contract Amount | $253,893.00 |

**By reason of this change order, time of project completion shall be adjusted as follows:**
**Calendar Days:** N/A **Adjusted Contract Completion Date:** N/A

**All provisions of the Contract shall apply hereto, and shall become effective when fully executed (signed and dated) by both parties.**

**Recommended by (Project Manager)** John Stuntebeck **Date:** 11/15/2022

**Accepted by (Contractor)** **Date:** 11/7/2022

**Approved by (Owner)** Greg Hammett **Date:** 11/15/2022

**Remarks** Proposal attached for more detail

**SUPPORTING DATA**
**REGULAR BOARD MEETING**
**NOVEMBER 15, 2022**

**COMMITTEE:** **FACILITIES DEVELOPMENT COMMITTEE**
**(Jameson, Bravo)**

**AGENDA ITEM:** **2. Discussion and Appropriate Action Regarding:**
**Well NW3 Rehabilitation, Job #22-6202**

**BACKGROUND INFORMATION:**
In February 2022, Bakersfield Well & Pump removed NW3's pump and appurtenances. Shortly after a video was performed. Due to scaling on the casing, it was hard to determine the overall damage to the well.

**STAFF RECOMMENDATIONS:**
Staff recommends the well to be cleaned and a second video to be performed.

**JUSTIFICATION:**

**PREVIOUS ACTIONS:**
02/22 RBM Award a contract to Bakersfield Well & Pump in the amount of $24,150.00 and issue a Notice to Proceed when all contract documents are in place.
10/22 RBM Approve Progress Payment #1 the total amount of $12,700.00 less 5% retention of $635.00 for a total payment of $12,065.00.

**COST:**

**BUDGETARY WARRANT:**
Eng. CIP #4 22/23 Budget

**MOTION:**
Approve Change Order #1 for mechanical cleaning and video of NW3, in the amount of $6,400.00 increasing the contract amount from $24,150.00 to $30,550.00.

**COMMITTEE STATUS:**

| | |
|---|---|
| _____ | Recommend Board Approval |
| _____ | NO (Rejected) |
| X | Full Board to Review |
| _____ | Under Review (No Action Required) |

**COMMITTEE RECOMMENDATIONS:**
Full Board to Review

**COUNSEL REVIEW AND/OR RECOMMENDATIONS:**

# Bakersfield Well & Pump Co.

7212 Fruitvale Avenue
Bakersfield, CA 93308

To: West Kern Water District
PO Box 1105
Taft, CA 93268-1105
Attn: John Stuntebeck / Greg Hammett
Ph: (661) 763-3151

Estimate
11/3/2022

## Proposal

Job Description: Well NW-3 Repair

| Item # | Bid Item Description | Qty | Units | Unit Bid Price | Qty This Period | Period Total | Qty to Date | Total to Date |
|---|---|---|---|---|---|---|---|---|
| 1 | Mob / Demob | 1 | LS | $ 2,000.00 | 1 | $ 2,000.00 | 1 | $ 2,000.00 |
| 2 | Brush Well | 8 | HR | $ 400.00 | 8 | $ 3,200.00 | 8 | $ 3,200.00 |
| 3 | Well Video | 1 | EA | $ 1,200.00 | 1 | $ 1,200.00 | 1 | $ 1,200.00 |
| | **TOTALS** | | | | | **$ 6,400.00** | | **$ 6,400.00** |

Prepared By: _____ 11/3/22
Kirk McKindley — Date

Signed By: _____
John C. Zimmerer — Date

Approved By: _____
John Stuntebeck / Greg Hammett — Date

| | Total To Date |
|---|---|
| Amount Earned | $ 6,400.00 |
| Amount Retained @ 10% | |
| Previous Billing(s) | |
| Total Due | **$ 6,400.00** |

# CONTRACT CHANGE ORDER NO. 1

**TO CONTRACT** Well NW3 Rehabilitation, Job # 22-6202 **Dated** February 22, 2022

**BY AND BETWEEN** West Kern Water District **(OWNER),**

**AND** Zim Industries, Inc. dba Bakersfield Well & Pump Co. **(CONTRACTOR),**

**ORIGINAL CONTRACT AMOUNT:** $24,150.00

**Previous Change Orders (Total $):** $0.00

**Revised Contract Amount (Per Previous Change Orders):** $24,150.00

**CONTRACTOR is hereby directed to make the following change(s) in Contract Work:**

| ITEM NO. | DESCRIPTION OF CHANGE | CHANGE AMOUNT $ Increase ($ Decrease) |
|---|---|---|
| 1 | Mob/Demob | $2,000.00 |
| 2 | Brush Well | $3,200.00 |
| 3 | Well Video | $1,200.00 |
| 4 | | |
| 5 | | |
| 6 | | |
| 7 | | |
| 8 | | |
| 9 | | |
| 10 | | |
| 11 | | |
| 12 | | |
| 13 | | |
| 14 | | |
| 15 | | |
| 16 | | |
| 17 | | |
| | **Total Increase in Contract Amount** | $6,400.00 |
| | **Total Decrease in Contract Amount** | |
| | **Adjusted Contract Amount** | $30,550.00 |

**By reason of this change order, time of project completion shall be adjusted as follows:**
**Calendar Days:** N/A **Adjusted Contract Completion Date:** N/A

**All provisions of the Contract shall apply hereto, and shall become effective when fully executed (signed and dated) by both parties.**

**Recommended by (Project Manager)** John Stuntebeck **Date:** 11/15/2022

**Accepted by (Contractor)** **Date:**

**Approved by (Owner)** Greg Hammett **Date:** 11/15/2022

**Remarks** **Proposal attached for more detail**

**SUPPORTING DATA**
**REGULAR BOARD MEETING**
**NOVEMBER 15, 2022**

**COMMITTEE:** **FACILITIES DEVELOPMENT COMMITTEE**
**(Jameson, Bravo)**

**AGENDA ITEM:** **3. Discussion and Appropriate Action Regarding:**
**Well NW1 Rehabilitation, Job #22-6500**

**BACKGROUND INFORMATION:**
In February the Board approved Change Order #1 with Bakersfield Well and Pump (BWP) to patch and chemically treat NW1. After additional discussions with Richard Slade & Associates (RSA), BWP, and based upon rehab work on NW4, Staff asked BWP for an estimate to install a liner in NW1, as an alternative to patching. BWP provided a verbal estimate of $300,000 to install a 14" liner. After further discussion, District Staff is considering the more conservative approach of patching the holes in the lower zone and chemically treating the well . A final recommendation will be made after NW4 is brought into service and the effectiveness of the recent rehab work is determined.

**STAFF RECOMMENDATIONS:**

**JUSTIFICATION:**

**PREVIOUS ACTIONS:**

| | |
|---|---|
| 12/21 RBM | Award a contract to Bakersfield Well & Pump in the amount of $24,150.00 and issue a Notice to Proceed when all contract documents are in place. |
| 02/22 RBM | Approve Change Order #1 for patchwork in the amount of $30,597.00 increasing the contract amount from $24,150.00 to $54,747.00. |
| 10/22 RBM | Approve Progress Payment #1 the total amount of $19,100.00 less 5% retention of $955.00 for a total payment of $18,145.00. |

**COST:**

**BUDGETARY WARRANT:**
Eng. CIP #3 22/23 Budget

**MOTION:**

**COMMITTEE STATUS:**

| | |
|---|---|
| _____ | Recommend Board Approval |
| _____ | NO (Rejected) |
| X | Full Board to Review |
| _____ | Under Review (No Action Required) |

**COMMITTEE RECOMMENDATIONS:**
Information Item

**COUNSEL REVIEW AND/OR RECOMMENDATIONS:**

**SUPPORTING DATA**
**REGULAR BOARD MEETING**
**NOVEMBER 15, 2022**

**COMMITTEE:** **FACILITIES COMMITTEE**
**(Jameson, Bravo)**

**AGENDA ITEM:** **4. Discussion and Appropriate Action Regarding: Retain Consultant to Assist with Regulatory Permits and Approvals to Expand Existing District Groundwater Recharge Facilities in the South Well Field**

**BACKGROUND INFORMATION:**
Staff worked with the Hallmark Group to draft a Request for Proposal (RFP) for consulting services to assist with regulatory permitting and approvals to expand existing District groundwater recharge facilities in the South Well Field. The RFP was circulated on September 30, 2022. A site visit was held for interested consultants on October 11, 2022. On October 31, 2022, the District received proposals from three firms as shown below.

| | |
|---|---|
| ESA | $308,960.00 - $430,020.00 (w/ optional tasks) |
| Soar Environmental | $381, 697.00 |
| Rincon | $197,135.00 - $252, 957 (w/ optional tasks) |

**STAFF RECOMMENDATIONS:**
Staff has reviewed the proposal with representatives from the Hallmark Group and recommends retaining Rincon.

**JUSTIFICATION:**
Allow the District to recharge additional water when available.

**PREVIOUS ACTIONS:**

**COST:** **BUDGETARY WARRANT:**

**MOTION:**
Retain Rincon for consulting services for an amount not–to–exceed $197,135.00 to assist with regulatory permitting and approvals to expand existing District groundwater recharge facilities in the South Well Field.

**COMMITTEE STATUS:**

| | |
|---|---|
| _____ | Recommend Board Approval |
| _____ | NO (Rejected) |
| X | Full Board to Review |
| _____ | Under Review (No Action Required) |

**COMMITTEE RECOMMENDATIONS:**
Full Board to Review
**COUNSEL REVIEW AND/OR RECOMMENDATIONS:**

**SUPPORTING DATA**
**REGULAR BOARD MEETING**
**NOVEMBER 15, 2022**

**COMMITTEE:** **FACILITIES DEVELOPMENT COMMITTEE**
**(Jameson, Bravo)**

**AGENDA ITEM:** **5. Discussion and Appropriate Action Regarding:**
**Boardroom Video Technology Upgrade**

**BACKGROUND INFORMATION:**
This project consists of purchasing materials and labor to install an updated video system for the District's Boardroom. District Staff requested estimates for this project from two (2) communication technology companies and received the following estimates, also attached for your review:

| Company | Bid amount |
|---|---|
| *Blackhawk Security* | *$4,141.54* |
| *Serban Sound & Communications* | *$13,538.39* |

The work includes wall mounting of the existing Sharp monitor on the west wall and an additional monitor on the east wall. Also included are two ceiling mount cameras, one facing the Board and one facing the audience, which will be hardwired to the monitors.

**STAFF RECOMMENDATIONS:**

**JUSTIFICATION:**
The upgrade would provide improved video for the Board, District Staff and boardroom guests.

**PREVIOUS ACTIONS:**

**COST:**

**BUDGETARY WARRANT:**
Reserves

**MOTION:**
Authorize District Staff to execute a purchase order with Blackhawk Security for the purchase of materials and labor to upgrade District's Boardroom video technology, in a not to exceed amount of $4,141.54.

**COMMITTEE STATUS:**

_____ Recommend Board Approval
_____ NO (Rejected)
__X__ Full Board to Review
_____ Under Review (No Action Required)

**COMMITTEE RECOMMENDATIONS:**
Committee Did Not Review

**COUNSEL REVIEW AND/OR RECOMMENDATIONS:**

*Blackhawk Security*
*13061 Rosedale Hwy., #G-270*
*Bakersfield, CA 93314*
*License #1031315*

# QUOTE

*Date: October 28, 2022*

***661-428-1797***

TO

*West Kern Water Dist.*
*800 Kern Street*
*Taft, CA 93268*
*(661)765-4271*

| SALESPERSON | JOB | PAYMENT TERMS | DUE DATE |
|---|---|---|---|
| *Brian* | Tv and Webcam Installation | Upon Completion | |

| QTY | DESCRIPTION | UNIT PRICE | LINE TOTAL |
|---|---|---|---|
| 1 | *Samsung 70' QLed TV* | *$1,520.74* | *$1,520.74* |
| 2 | *Insignia Full Motion Tv Mount (135lbs)* | *$207.36* | *$414.72* |
| 1 | *Orieo HDMI Splitter 4K (2 TVs)* | *$428.56* | *$428.56* |
| 2 | *Alzo Drop Ceiling Camera Mount* | *$64.12* | *$128.24* |
| 2 | *Logitech Brio 4K Webcam* | *$197.69* | *$395.38* |
| 2 | *Tripp Lite USB C Active Extension Cable USB C to USB C* | *$59.45* | *$118.90* |
| * | *Wire/Misc Hardware* | *$125.00* | *$125.00* |
| * | *Shipping* | *$130.00* | *$130.00* |
| * | *Labor* | *$880.00* | *$880.00* |
| Warranty: | | | |
| | *1yr Parts & Labor* | | |
| 2yr | *Service Plan TVs (Price Not Included)* | *$179.31* | *$359.42* |
| 5yr | *Service Plan TVs (Price Not Included)* | *$290.31* | *$580.62* |
| | | TOTAL | $4,141.54 |

22Quotation prepared by: _____

This is a quotation on the goods named, subject to the conditions noted below: (Describe any conditions pertaining to these prices and any additional terms of the agreement. You may want to include contingencies that will affect the quotation.)

To accept this quotation, sign here and return: _____

Blackhawk
SECURITY
— Professionals In Protection —

Scope of work:

Blackhawk Security to remove one customer owned 70' Monitor/TV from stand and install it on the south wall in board room. Add one new Samsung 70' TV on north wall in board room and tie both TVs into one HDMI splitter/booster to allow viewing of the board meeting on both TVs. Install two 4K Webcams on ceiling to view Board Members and audience during board zoom meeting.

Warranty:

1yr Parts and Labor

Thank you,

Brian Humes

Blackhawk Security

SERBAN
sound & communications

November 1, 2022 MB#622085

West Kern Water District
800 Kern St
Taft, CA 93268

**Scope of Work**

**RE: New AV in Boardroom:**

Serban Sound and Communications submits the following proposal for your approval. The following bid price includes:

| | | | |
|---|---|---|---|
| Sony 75" TV Monitor | FWD75X81CH/AL | ea | 1 |
| Tripp Lite articulating mount for Sharp TV | DWM60100 | ea | 1 |
| Tripp Lite articulating mount for Sony 75" | DWM60100 | ea | 1 |
| Lumens Cameras | VC-B30U | ea | 2 |
| Ceiling Mount for Cameras | 535-2000-291 | ea | 2 |
| 1-to-2 HDMI® Distribution Amplifier & Audio Converter | HD-DA-2 | ea | 1 |
| Cabling HDMI and USB | Misc | ea | 1 |

Solution Description:

Serban will mount the existing Sharp monitor on the exterior wall of the boardroom in place of the existing white board. One new Sony 75" TV monitors will be added to the interior wall of the boardroom and connected to the existing Sharp monitor with a distribution amplifier. Both TVs will show the same image with the Sharp TV being the primary image for both TV monitors during presentations. Video for the room will come in the form of 2 new cameras that will be mounted in the ceiling tiles. The cameras will operate as video only. One camera will be facing the board members and the other towards the public seating area. The existing Shure wireless microphones and mixers will be reused for the audio.

Serban's price is contingent upon:

1. Any changes not contained in the scope of work will be documented in writing and agreed by both the customer and Serban Sound and Communications.
2. All areas affected by the scope of work are accessible during normal working hours 8:00am to 5:00pm.
3. Pricing Valid for 30 days from November 1, 2022.
4. Reuse of existing equipment rack, microphones, customer computer, Shure mixers and Sharp monitor.

SERBAN
sound & communications

Bid Exclusions:

- **Conduit, Backboxes, and Power.**
- Any Lead and Asbestos testing or abatement.
- Any structural engineering requirements.
- Pollution Liability Insurance, Builders Risk Insurance.
- Submittals, Permits and fees.
- Payment and Performance Bonds.
- Removal of existing or abandoned cable.

Serban Sound and Communication's bid price ***including labor, sales tax, and shipping***:

**Bid Price:.....$13,538.39**

*Extended 5 Warranty for Sony TV.....Add $414.70

Signature_____ Date:_____

Purchase Order Number_____

I hope that we will be able to provide you with all of the resources necessary to fulfill your needs. If you have any questions please don't hesitate to contact me.

Sincerely,

Flynn O'Neill
Serban Sound & Communications
661.371-3300 ext129
flynn@serban.com

Tripp Lite
1111 W. 35th Street
Chicago, IL 60609 USA
Telephone: 773.869.1234
www.tripplite.com

# Swivel/Tilt Wall Mount for 60" to 100" TVs and Monitors, UL Certified

MODEL NUMBER: **DWM60100XX**

Hangs a flat-panel television, monitor or other display on the wall. Ideal for home theaters, classrooms, boardrooms, hotels, bars and restaurants. Swivels and tilts to provide optimal viewing angles.

## Description

The VESA-compliant DWM60100XX Swivel/Tilt Wall Mount allows you to mount your flat-panel television, monitor or other display on the wall. Ideal for home theaters, classrooms, boardrooms, hotels, bars and restaurants, it fits most flat-panel displays from 60 to 100 inches.
The articulating arm has six pivots that adjust independently for angle to give you maximum flexibility in positioning your display to fit your environment and comfort level. A 90° swivel, -15° to +15° tilt and -3° to +3° screen level adjustment capability minimizes glare and provides comfortable viewing from multiple angles.
Durable all-metal frame with scratch-resistant powder-coated finish supports up to 275 lbs (124.7 kgs). Frame is open for easy wall access. Mounting hardware included Conforms to VESA-compliant displays with any of the following mounting hole patterns: 200 x 200 mm, 200 x 300 mm, 200 x 400 mm, 200 x 500 mm, 300 x 200 mm, 300 x 300 mm, 300 x 400 mm, 300 x 500 mm, 300 x 600 mm, 400 x 200 mm, 400 x 300 mm, 400 x 400 mm, 400 x 500 mm, 400 x 600 mm, 500 x 200 mm, 500 x 300 mm, 500 x 400 mm, 500 x 500 mm, 500 x 600 mm, 600 x 300 mm, 600 x 400 mm, 600 x 500 mm, 600 x 600 mm, 600 x 900 mm, 700 x 300 mm, 700 x 400 mm, 700 x 500 mm, 700 x 600 mm, 800 x 400 mm, 800 x 500 mm, 800 x 600 mm, 900 x 500 mm, 900 x 600 mm

## Features

**Mounts Your TV or Monitor to the Wall**Fits most flat-panel televisions, monitors and other displays from 60 to 100 in.Ideal for home theaters, classrooms, boardrooms, hotels, bars and restaurantsArticulated arm with 6 pivots adjusts independently for angleMounting hardware includedTested in accordance with UL Standard 2442

**Convenient Adjustment**90° swivel, -15° to +15° tilt and -3° to +3° screen level adjustment capability provides comfortable viewing from multiple angles

**Durable Metal Construction**Supports up to 275 lbs (124.7 kgs)Open frame allows easy wall accessScratch-resistant powder-coated finish blends with any décorDisplay cable attaches to mount to reduce clutter

**VESA Compliance**Supports the following VESA mounting hole patterns: 200 x 200 mm, 200 x 300 mm, 200 x 400 mm, 200 x 500 mm, 300 x 200 mm, 300 x 300 mm, 300 x 400 mm, 300 x 500 mm, 300 x 600 mm, 400 x 200 mm, 400 x 300 mm, 400 x 400 mm, 400 x 500 mm, 400 x 600 mm, 500 x 200 mm, 500 x

## Highlights

- Fits most flat-panel displays from 60 to 100 in.
- 90° swivel, -15° to +15° tilt and -3° to +3° screen adjustment
- Durable metal construction
- Supports up to 275 lbs (124.7 kgs)

## Package Includes

- Wall mount
- Wall template
- (2) Wall brackets
- (4) Cable guides
- (4) M4 x 6 screws
- (4) M5 x 14 screws
- (4) M6 x 14 screws
- (4) M6 x 30 screws
- (4) M8 x 20 screws
- (4) M8 x 30 screws
- (4) Washers
- (8) Small spacers
- (4) Big spacers
- (4) Anchor bolts
- (4) Concrete anchors
- (2) D8 washers
- Hex key
- Owner's manual

Tripp Lite
1111 W. 35th Street
Chicago, IL 60609 USA
Telephone: 773.869.1234
www.tripplite.com

300 mm, 500 x 400 mm, 500 x 500 mm, 500 x 600 mm, 600 x 300 mm, 600 x 400 mm, 600 x 500 mm, 600 x 600 mm, 600 x 900 mm, 700 x 300 mm, 700 x 400 mm, 700 x 500 mm, 700 x 600 mm, 800 x 400 mm, 800 x 500 mm, 800 x 600 mm, 900 x 500 mm, 900 x 600 mm

# Specifications

| | |
|---|---|
| **OVERVIEW** | |
| UPC Code | 037332186591 |
| Device Compatibility | Monitor/HDTV |
| **PHYSICAL** | |
| Color | Black |
| Material of Construction | Steel |
| VESA Pattern (mm) | 200x200; 200x300; 200x400; 200x500; 300x200; 300x300; 300x400; 300x500; 300x600; 400x200; 400x300; 400x400; 400x500; 400x600; 500x200; 500x300; 500x400; 500x500; 500x600; 600x300; 600x400; 600x500; 600x600; 600x900; 700x300; 700x400; 700x500; 700x600; 800x400; 800x500; 800x600; 900x500; 900x600 |
| Motion | Full |
| Mounting Location | Wall |
| Degrees of Motion | -15/+15 Tilt; 90 Swivel; -3/+3 Level Adjustment |
| Minimum Screen Size (in.) | 60 |
| Maximum Screen Size (cm) | 254 |
| Maximum Screen Size (in.) | 100 |
| Minimum Screen Size (cm) | 152.4 |
| Maximum Weight Capacity (lbs.) | 275 |
| Maximum Weight Capacity (kg) | 125 |
| Min/Max Arm Extension (cm) | 7.01 min to 62.51 max |
| Min/Max Arm Extension (in.) | 2.76 min to 24.61 max |
| Number of Displays | 1 |
| Shipping Dimensions (hwd / cm) | 7.98 x 59.31 x 116.84 |
| Shipping Dimensions (hwd / in.) | 3.14 x 23.35 x 46.00 |
| Shipping Weight (kg) | 17.28 |
| Shipping Weight (lbs.) | 38.10 |
| Unit Dimensions (hwd / cm) | 61.5 x 92.7 x 62.5 |
| Unit Dimensions (hwd / in.) | 24.2 x 36.5 x 24.62 |
| Unit Weight (kg) | 14.29 |
| Unit Weight (lbs.) | 31.50 |
| **FEATURES & SPECIFICATIONS** | |

Tripp Lite
1111 W. 35th Street
Chicago, IL 60609 USA
Telephone: 773.869.1234
www.tripplite.com

| | |
|---|---|
| Cord Management | No |
| Tools Necessary | Yes |
| Security Lock | No |
| **STANDARDS & COMPLIANCE** | |
| Certifications | UL 2442 |
| Approvals | RoHS3, REACH |
| **WARRANTY** | |
| Product Warranty Period (Worldwide) | 5-year limited warranty |

© 2021 Tripp Lite. All rights reserved. All product and company names are trademarks or registered trademarks of their respective holders. Use of them does not imply any affiliation with or endorsement by them. Tripp Lite has a policy of continuous improvement. Specifications are subject to change without notice. Tripp Lite uses primary and third-party agencies to test its products for compliance with standards. See a list of Tripp Lite's testing agencies: https://www.tripplite.com/products/product-certification-agencies

FINANCE COMMITTEE SUMMARY REPORT
For the
Regular Board Meeting of November 15, 2022

**MEMBERS:**
Gary Morris
Bo Bravo

**DATE OF MEETING**
**November 8, 2022**

**STAFF ATTENDING:**
Greg Hammett
JD Bramlet

**COMMITTEE ISSUES:**

CONSENT AGENDA

i. **Discussion and Appropriate Action Regarding: Cash Flow for October, 2022**

ii. **Discussion and Appropriate Action Regarding: Capital Improvement Budget Comparison and Equipment Procurement**

END OF CONSENT AGENDA

**ITEMS OF DISCUSSION**

1. **Discussion and Appropriate Action Regarding: Accounts Payable for November, 2022**

2. **Discussion and Appropriate Action Regarding: Audit Financial Statement for Fiscal Year 2021-2022**

**SUPPORTING DATA**
**REGULAR BOARD MEETING**
**NOVEMBER 15, 2022**

**COMMITTEE:** **FINANCE COMMITTEE**
**(Morris, Bravo)**

**AGENDA ITEM:** **i. Discussion and Appropriate Action Regarding: Cash Flow Reports for October, 2022**

**BACKGROUND INFORMATION:**
Attached for your information are the following Cash Flow reports:

1. Monthly Investment Breakdown
2. Statement of Revenue (Actual)
3. Sources and Applications of Cash
4. Balance Sheet

**JUSTIFICATION**

**STAFF RECOMMENDATIONS:**

**PREVIOUS ACTIONS:**

**COST:** **BUDGETARY WARRANT:**

**MOTION:**

**COMMITTEE STATUS:**

| | |
|---|---|
| _____ | Recommend Board Approval |
| _____ | NO (Rejected) |
| _____ | Full Board to Review |
| X | Under Review (No Action Required) |

**COMMITTEE RECOMMENDATIONS:**
Recommended this item be added to Consent Agenda

**COUNSEL REVIEW AND/OR RECOMMENDATIONS:**

**WEST KERN WATER DISTRICT**
**INVESTMENT BREAKDOWN**
**MONTHLY REPORT**
**October 31, 2022**

| *Type Of Investment* *Issuer* | *Maturity* | *Total Cost Basis* | *Par Value* | *Yield* | *Market Value* |
|---|---|---|---|---|---|
| United Security Bank | | | | 0.10% | $2,393,622 |
| Cash In L.A.I.F. | | | | 0.20% | $12,034,210 |
| Solar Project Repayment Fund | | | | 0.20% | $0 |
| **Medium Term Notes** | | | | | |
| **Certificates of Deposit** | | | | | |
| Sallie Mae Bank | 11/07/22 | $247,000 | $247,000 | 1.85% | $246,933 |
| Raymond James Bank | 11/08/22 | $75,000 | $75,000 | 1.70% | $74,975 |
| BMW Bank N America | 12/13/22 | $225,000 | $225,000 | 1.80% | $224,591 |
| Morgan Stanley PVT Bank | 02/21/23 | $247,000 | $247,000 | 1.76% | $245,407 |
| Wells Fargo Natl Bank | 02/21/23 | $247,000 | $247,000 | 1.76% | $245,429 |
| Eagle Bank | 03/06/23 | $245,000 | $245,000 | 1.66% | $243,099 |
| Synchrony Bank | 04/17/23 | $225,000 | $225,000 | 1.31% | $222,149 |
| Enerbank | 05/15/23 | $215,000 | $215,000 | 0.56% | $210,840 |
| My Safra Bank | 08/04/23 | $100,000 | $100,000 | 0.30% | $96,911 |
| Bank Hapoalim | 08/21/23 | $245,000 | $245,000 | 0.31% | $236,962 |
| Pacific Western Bank | 10/02/23 | $150,000 | $150,000 | 0.31% | $144,366 |
| New York Community Bank | 10/16/23 | $248,000 | $248,000 | 0.31% | $238,234 |
| Toyota Financial Savings Bank | 09/16/24 | $245,000 | $245,000 | 0.70% | $227,370 |
| UBS Bank | 09/23/24 | $245,000 | $245,000 | 0.70% | $227,017 |
| Traditions Bank | 11/04/24 | $245,000 | $245,000 | 4.65% | $245,000 |
| Beal Bank | 01/29/25 | $245,000 | $245,000 | 1.19% | $226,159 |
| Beal Bank | 01/29/25 | $245,000 | $245,000 | 1.19% | $226,159 |
| JP Morgan Chase Bank | 01/31/25 | $245,000 | $245,000 | 1.34% | $226,983 |
| Ally Bank | 02/03/25 | $245,000 | $245,000 | 1.24% | $226,395 |
| American Express Natl Bank | 03/03/25 | $245,000 | $245,000 | 1.92% | $229,273 |
| Barclays Bank | 03/10/25 | $245,000 | $245,000 | 1.82% | $228,607 |
| Oceanfirst Bank | 03/10/25 | $245,000 | $245,000 | 1.77% | $228,338 |
| Discover Bank | 08/08/25 | $245,000 | $245,000 | 3.52% | $236,562 |
| Comenity Bank | 10/14/25 | $200,000 | $200,000 | 4.37% | $196,690 |
| Morgan Stanley Bank | 10/27/25 | $245,000 | $245,000 | 4.66% | $244,390 |
| Cash Equivalents | | | | | $20,906 |

| | |
|---|---|
| Total Notes/Certificates | $5,419,745 |
| **TOTAL INVESTMENT** | $19,847,577 |
| **LAIF CONST FUND** | $2,505,101 |
| **KC R&R PROJECT FUND** | $125 |
| **KC SOLAR PROJECT FUND** | $739,004 |

THE PORTFOLIO IS IN COMPLIANCE WITH THE INVESTMENT POLICY OF THE DISTRICT

THE DISTRICT HAS SUFFICIENT FINANCES TO MEET ITS EXPENDITURE REQUIREMENTS FOR THE NEXT SIX MONTHS

**WEST KERN WATER DISTRICT**
**STATEMENT OF DEDICATED REVENUE (ACTUAL)**
(July 1, 2022 thru June 30, 2023)

| | JULY | AUGUST | SEPT. | OCT. | NOV. | DEC. | JAN. | FEB. | MARCH | APRIL | MAY | JUNE | TO DATE | OVER UNDER | |
|---|---|---|---|---|---|---|---|---|---|---|---|---|---|---|---|
| *REVENUE* | | | | | | | | | | | | | | | |
| Water Sales-Residential | $281,478 | $299,029 | $319,653 | $382,544 | | | | | | | | | $1,282,704 | 3.70% | -$45,794 |
| Water Sales-Industrial | $433,402 | $510,987 | $481,697 | $450,396 | | | | | | | | | $1,876,482 | -6.09% | $121,594 |
| Water Sales-Elk Hills | $33,689 | $42,235 | $28,244 | $23,616 | | | | | | | | | $127,784 | -49.29% | $124,191 |
| Water Sales-Golf Course/Park | $37,265 | $43,711 | $34,764 | $23,738 | | | | | | | | | $139,478 | -17.34% | $29,263 |
| Water Sales-Prison | $0 | $0 | $0 | $0 | | | | | | | | | $0 | | $0 |
| La Paloma Generating Co. | $81,721 | $138,511 | $171,060 | $199,455 | | | | | | | | | $590,747 | -13.51% | $92,245 |
| Elk Hills Power LLC | $241,708 | $248,563 | $257,118 | $238,568 | | | | | | | | | $985,957 | 13.09% | -$114,125 |
| Sunrise Power Co LLC | $200,036 | $180,552 | $271,000 | $249,786 | | | | | | | | | $901,374 | -10.80% | $109,134 |
| Non-Operating Revenue | $211,615 | $47,566 | $6,038,737 | $93,115 | | | | | | | | | $6,391,033 | 731.62% | -$5,622,533 |
| Total Revenue | 1,520,914 | 1,511,154 | 7,602,273 | 1,661,218 | | | | | | | | | $12,295,559 | 75.91% | -$5,306,025 |
| *OPERATING EXPENSES* | | | | | | | | | | | | | | | |
| Source of Supply | $398,489 | $422,817 | $423,278 | $359,470 | | | | | | | | | $1,604,054 | 0.00% | $0 |
| Production | $110,365 | $178,173 | $131,163 | $101,533 | | | | | | | | | $521,234 | -29.12% | $214,156 |
| Power (Gas, Propane, Elec.) | -$398 | $15,436 | $333,843 | $413,299 | | | | | | | | | $762,180 | -42.33% | $559,415 |
| Engineering | $36,636 | $42,426 | $43,404 | $29,474 | | | | | | | | | $151,940 | -21.35% | $41,241 |
| Transmission & Distribution | $115,738 | $132,395 | $146,720 | $69,641 | | | | | | | | | $464,494 | -2.85% | $13,622 |
| Customer Accounts | $96,746 | $101,652 | $105,919 | $34,042 | | | | | | | | | $338,359 | -5.71% | $20,476 |
| Field Services | $66,466 | $94,012 | $61,963 | $27,952 | | | | | | | | | $250,393 | -18.46% | $56,695 |
| General & Administration | $377,177 | $635,661 | $411,667 | $374,952 | | | | | | | | | $1,799,457 | -0.96% | $17,419 |
| Total Operating Exp. | 1,201,219 | 1,622,572 | 1,657,957 | 1,410,363 | 0 | 0 | 0 | 0 | 0 | 0 | 0 | 0 | $5,892,111 | -13.54% | $923,024 |
| Dedicated Revenue | 319,695 | -111,418 | 5,944,316 | 250,855 | 0 | 0 | 0 | 0 | 0 | 0 | 0 | 0 | $6,403,448 | | |

**WEST KERN WATER DISTRICT**
**STATEMENT OF DEDICATED REVENUE (BUDGETED)**
(July 1, 2022 thru June 30, 2023)

| | JULY | AUGUST | SEPT. | OCT. | NOV. | DEC. | JAN. | FEB. | MARCH | APRIL | MAY | JUNE | TO DATE | OVER | |
|---|---|---|---|---|---|---|---|---|---|---|---|---|---|---|---|
| *REVENUE* | | | | | | | | | | | | | | | |
| Water Sales-Domestic | $327,921 | $305,024 | $335,924 | $268,041 | $215,214 | $164,234 | $135,461 | $117,649 | $120,091 | $139,450 | $201,225 | $219,766 | $1,236,910 | | $2,550,000 |
| Water Sales-Indus. | $491,483 | $527,776 | $463,436 | $515,380 | $524,964 | $443,605 | $416,214 | $427,573 | $403,552 | $395,963 | $412,591 | $490,462 | $1,998,076 | | $5,513,000 |
| Water Sales-Elk Hills | $63,379 | $60,919 | $69,625 | $58,052 | $47,346 | $47,711 | $46,169 | $42,873 | $44,948 | $40,842 | $60,204 | $71,932 | $251,975 | | $654,000 |
| Water Sales-Golf Course/Park | $40,598 | $52,577 | $43,766 | $31,800 | $4,958 | $4,327 | $4,216 | $5,111 | $4,035 | $12,915 | $15,108 | $35,589 | $168,741 | | $255,000 |
| Water Sales-Prison | $0 | $0 | $0 | $0 | $0 | $0 | $0 | $0 | $0 | $0 | $0 | $0 | $0 | | $0 |
| La Paloma Generating Co. | $168,687 | $199,946 | $191,274 | $123,085 | $140,456 | $131,772 | $62,282 | $66,625 | $99,188 | $66,625 | $53,599 | $76,461 | $682,992 | | $1,380,000 |
| Elk Hills Power LLC | $215,398 | $245,997 | $237,838 | $172,599 | $188,879 | $180,719 | $117,842 | $124,705 | $148,231 | $119,521 | $116,630 | $127,641 | $871,832 | | $1,996,000 |
| Sunrise Power Co LLC | $248,668 | $281,159 | $272,498 | $208,183 | $225,011 | $223,846 | $188,646 | $190,547 | $200,357 | $192,387 | $189,043 | $186,655 | $1,010,508 | | $2,607,000 |
| Non-Oper. Revenue | $192,125 | $192,125 | $192,125 | $192,125 | $192,125 | $192,125 | $192,125 | $192,125 | $192,125 | $192,125 | $192,125 | $192,125 | $768,500 | | $2,305,500 |
| Total Revenue | 1,748,259 | 1,865,523 | 1,806,487 | 1,569,266 | 1,538,953 | 1,388,339 | 1,162,955 | 1,167,208 | 1,212,527 | 1,159,828 | 1,240,525 | 1,400,630 | 6,989,534 | | $17,260,500 |
| *OPERATING EXPENSES* | | | | | | | | | | | | | | | |
| Source of Supply | $398,489 | $422,817 | $423,278 | $359,470 | $355,523 | $327,016 | $269,766 | $269,539 | $290,062 | $278,107 | $288,051 | $300,882 | $1,604,054 | | $3,983,000 |
| Production | $186,649 | $180,237 | $185,005 | $183,499 | $181,968 | $189,797 | $182,981 | $175,669 | $187,636 | $182,981 | $183,362 | $181,857 | $735,390 | | $2,201,641 |
| Power (Gas, Propane, Elec.) | $331,063 | $331,087 | $337,637 | $321,808 | $283,069 | $204,045 | $184,882 | $204,779 | $185,556 | $208,121 | $193,754 | $262,535 | $1,321,595 | | $3,048,336 |
| Engineering | $51,260 | $45,943 | $50,337 | $45,641 | $51,399 | $54,041 | $47,316 | $41,777 | $48,823 | $47,472 | $49,004 | $45,444 | $193,181 | | $578,457 |
| Trans. & Distribution | $122,220 | $117,527 | $121,078 | $117,291 | $123,826 | $127,150 | $118,665 | $113,968 | $121,802 | $118,558 | $119,936 | $118,923 | $478,116 | | $1,440,944 |
| Customer Accts. | $90,569 | $89,106 | $90,290 | $88,870 | $91,519 | $92,415 | $89,484 | $88,109 | $90,482 | $89,484 | $90,006 | $90,111 | $358,835 | | $1,080,445 |
| Field Services | $76,772 | $76,772 | $76,772 | $76,772 | $76,772 | $76,772 | $76,772 | $76,772 | $76,772 | $76,772 | $76,772 | $76,852 | $307,088 | | $921,344 |
| General & Admin. | $454,219 | $454,219 | $454,219 | $454,219 | $1,018,044 | $454,219 | $454,219 | $454,219 | $454,219 | $454,219 | $454,219 | $1,958,398 | $1,816,876 | | $7,518,632 |
| Total Operating Exp. | $1,711,241 | $1,717,708 | $1,738,616 | $1,647,570 | $2,182,120 | $1,525,455 | $1,424,085 | $1,424,832 | $1,455,352 | $1,455,714 | $1,455,104 | $3,035,002 | $6,815,135 | | $20,772,799 |
| Dedicated Revenue | $37,018 | $147,815 | $67,871 | -$78,304 | -$643,167 | -$137,116 | -$261,130 | -$257,624 | -$242,825 | -$295,886 | -$214,579 | -$1,634,372 | $174,399 | | -$3,512,299 |

**WEST KERN WATER DISTRICT**
**SOURCES & APPLICATIONS OF CASH (ACTUAL)**
JULY 1, 2022 thru JUNE 30, 2023

| | 2022 JULY | AUGUST | SEPT. | OCT. | NOV. | DEC. | 2022 JAN. | FEB. | MARCH | APRIL | MAY | JUNE |
|---|---|---|---|---|---|---|---|---|---|---|---|---|
| Beginning Bank & Agency | $14,274,878 | $13,526,627 | $13,864,025 | $20,384,867 | $20,586,706 | | | | | | | |
| Cash Available for Projects | $2,497,101 | $2,499,101 | $2,501,101 | $2,503,101 | $2,505,101 | | | | | | | |
| Cash Sources | | | | | | | | | | | | |
| Received from A/R | $1,210,794 | $1,889,414 | $1,548,591 | $1,358,037 | | | | | | | | |
| Non-Operating | $104,442 | $162,746 | $6,050,729 | $145,811 | | | | | | | | |
| Total Revenue | $1,315,236 | $2,052,160 | $7,599,320 | $1,503,848 | | | | | | | | |
| Cash Applications | | | | | | | | | | | | |
| Expenses for Month | $1,671,328 | $1,039,584 | $697,212 | $865,204 | | | | | | | | |
| Purch. for Inventory | -$2,027 | -$1,979 | -$6,511 | $3,465 | | | | | | | | |
| Charges to Jobs | $0 | $294,321 | $6,000 | $4,233 | | | | | | | | |
| Equip. Procurement | $0 | $0 | $0 | $49,047 | | | | | | | | |
| Payroll | *$392,186* | *$380,836* | *$379,777* | *$378,060* | | | | | | | | |
| Other Applications | $0 | $0 | $0 | $0 | | | | | | | | |
| Total Applications | $2,061,487 | $1,712,762 | $1,076,478 | $1,300,009 | | | | | | | | |
| Net Cash Flow | -$746,251 | $339,398 | $6,522,842 | $203,839 | | | | | | | | |
| Ending Bank & Agency | $16,025,728 | $16,365,126 | $22,887,968 | $23,091,807 | $23,091,807 | | | | | | | |

**WEST KERN WATER DISTRICT**
**SOURCES & APPLICATIONS OF CASH (PER BUDGET)**
JULY 1, 2022 thru JUNE 30, 2023

| | 2022 JULY | AUGUST | SEPT. | OCT. | NOV. | DEC. | 2023 JAN. | FEB. | MARCH | APRIL | MAY | JUNE |
|---|---|---|---|---|---|---|---|---|---|---|---|---|
| Beginning Bank & Agency | **$19,547,988** | $19,687,037 | $19,954,457 | $20,174,421 | $20,093,592 | $19,414,646 | $19,147,480 | $18,589,169 | $18,041,972 | $17,595,400 | $17,067,170 | $15,119,852 |
| Cash Sources | | | | | | | | | | | | |
| Received from A/R | $1,602,832 | $1,731,203 | $1,683,747 | $1,382,954 | $1,348,013 | $1,196,617 | $905,472 | $916,586 | $1,017,211 | $935,553 | $1,019,290 | $1,215,523 |
| Non-Operating | $192,125 | $192,125 | $192,125 | $192,125 | $192,125 | $192,125 | $192,125 | $192,125 | $192,125 | $192,125 | $192,125 | $192,125 |
| Total Revenue | $1,794,957 | $1,923,328 | $1,875,872 | $1,575,079 | $1,540,138 | $1,388,742 | $1,097,597 | $1,108,711 | $1,209,336 | $1,127,678 | $1,211,415 | $1,407,648 |
| Cash Applications | | | | | | | | | | | | |
| Expenses for Month | $1,382,900 | $1,382,900 | $1,382,900 | $1,382,900 | $1,382,900 | $1,382,900 | $1,382,900 | $1,382,900 | $1,382,900 | $1,382,900 | $1,382,900 | $1,382,899 |
| Charges to Jobs | $195,864 | $195,864 | $195,864 | $195,864 | $195,864 | $195,864 | $195,864 | $195,864 | $195,864 | $195,864 | $195,864 | $195,865 |
| Equip. Procurement | $77,144 | $77,144 | $77,144 | $77,144 | $77,144 | $77,144 | $77,144 | $77,144 | $77,144 | $77,144 | $77,144 | $77,153 |
| Deposits Returned (info) | *$0* | *$0* | *$0* | *$0* | *$0* | *$0* | *$0* | *$0* | *$0* | *$0* | *$0* | *$0* |
| Other Applications | $0 | $0 | $0 | $0 | $563,175 | $0 | $0 | $0 | $0 | $0 | $1,502,825 | $0 |
| Total Applications | $1,655,908 | $1,655,908 | $1,655,908 | $1,655,908 | $2,219,083 | $1,655,908 | $1,655,908 | $1,655,908 | $1,655,908 | $1,655,908 | $3,158,733 | $1,655,917 |
| Net Cash Flow | $139,049 | $267,420 | $219,964 | -$80,829 | -$678,945 | -$267,166 | -$558,311 | -$547,197 | -$446,572 | -$528,230 | -$1,947,318 | -$248,269 |
| Ending Bank & Agency | $19,687,037 | $19,954,457 | $20,174,421 | $20,093,592 | $19,414,646 | $19,147,480 | $18,589,169 | $18,041,972 | $17,595,400 | $17,067,170 | $15,119,852 | $14,871,583 |

**WEST KERN WATER DISTRICT**
**BALANCE SHEET**
July 1, 2022 thru June 30, 2023

| *ASSETS* | *2023 JUNE* | *Increase or Decrease* | *2023 JULY* | *Increase or Decrease* | *2023 AUGUST* | *Increase or Decrease* | *2023 SEPTEMBER* | *Increase or Decrease* | *2023 OCTOBER* |
|---|---|---|---|---|---|---|---|---|---|
| Utility Plant | $2,759,027 | $0 | $2,759,027 | $0 | $2,759,027 | $0 | $2,759,027 | $0 | $2,759,027 |
| Land & Land Rights | $25,020,990 | $0 | $25,020,990 | $0 | $25,020,990 | $0 | $25,020,990 | $0 | $25,020,990 |
| W ights | $7,029,669 | $0 | $7,029,669 | $0 | $7,029,669 | $0 | $7,029,669 | $0 | $7,029,669 |
| S f Supply Plant | $32,703,024 | $0 | $32,703,024 | $0 | $32,703,024 | $0 | $32,703,024 | $0 | $32,703,024 |
| Pu g Plant | $36,131,311 | $0 | $36,131,311 | $0 | $36,131,311 | $0 | $36,131,311 | $6,322 | $36,137,633 |
| T. & D. Plant | $50,474,883 | $37,385 | $50,512,268 | $348,465 | $50,860,733 | $0 | $50,860,733 | $0 | $50,860,733 |
| General Plant | $11,771,973 | $630 | $11,772,603 | $0 | $11,772,603 | $0 | $11,772,603 | $42,725 | $11,815,328 |
| Construction Work in Progress | $1,989,318 | $383,731 | $2,373,049 | -$54,143 | $2,318,906 | $6,000 | $2,324,906 | $4,233 | $2,329,139 |
| Guar. Deposit-Checking | -$100 | $0 | -$100 | $0 | -$100 | $0 | -$100 | $0 | -$100 |
| 2001 - Bond Reserve Fund | $0 | $0 | $0 | $0 | $0 | $0 | $0 | $0 | $0 |
| 2001 - Bond Interest Fund | $0 | $0 | $0 | $0 | $0 | $0 | $0 | $0 | $0 |
| General Fund-Checking | $1,102,638 | -$766,445 | $336,193 | $308,781 | $644,974 | $1,549,074 | $2,194,048 | $199,574 | $2,393,622 |
| 2010 - Bond Reserve Fund | $2,363,427 | $0 | $2,363,427 | $0 | $2,363,427 | $0 | $2,363,427 | $0 | $2,363,427 |
| 2011 - Bond Reserve Fund | $233 | $0 | $233 | $0 | $233 | $0 | $233 | $0 | $233 |
| General Fund Local Agency Invest. | $1,075,223 | $15,000 | $1,090,223 | $15,000 | $1,105,223 | $2,015,000 | $3,120,223 | $15,000 | $3,135,223 |
| Water Replenishment Reserve | $5,825,112 | $0 | $5,825,112 | $0 | $5,825,112 | $3,000,000 | $8,825,112 | $0 | $8,825,112 |
| Capital Projects Reserve | $73,875 | $0 | $73,875 | $0 | $73,875 | $0 | $73,875 | $0 | $73,875 |
| LAIF Construction Fund | $2,497,101 | $2,000 | $2,499,101 | $2,000 | $2,501,101 | $2,000 | $2,503,101 | $2,000 | $2,505,101 |
| Medium Term Notes | $5,642,117 | $3,000 | $5,645,117 | $3,000 | $5,648,117 | $3,000 | $5,651,117 | $3,000 | $5,654,117 |
| KC Treasury - R&R Construction Fund | $125 | $0 | $125 | $0 | $125 | $0 | $125 | $0 | $125 |
| KC Treasury - Solar Project Fund | $739,004 | $0 | $739,004 | $0 | $739,004 | $0 | $739,004 | $0 | $739,004 |
| Solar Project Repayment Fund | $0 | $0 | $0 | $0 | $0 | $0 | $0 | $0 | $0 |
| WFB 2010 Reserve Fund Bonds | $0 | $0 | $0 | $0 | $0 | $0 | $0 | $0 | $0 |
| WFB 2005 Reserve Fund Bonds | $0 | $0 | $0 | $0 | $0 | $0 | $0 | $0 | $0 |
| WFB 2011 Reserve Fund Bonds | $0 | $0 | $0 | $0 | $0 | $0 | $0 | $0 | $0 |
| Payroll Account | $32,392 | $0 | $32,392 | $0 | $32,392 | -$94,415 | -$62,023 | $97,573 | $35,550 |
| Cash on Hand-Office | $470 | $0 | $470 | $0 | $470 | $0 | $470 | $0 | $470 |
| Petty Cash-Checking | $0 | $0 | $0 | $0 | $0 | $0 | $0 | $0 | $0 |
| Petty Cash-Box | $500 | $0 | $500 | $0 | $500 | $0 | $500 | $0 | $500 |
| Accounts Receivable | $641,049 | $271,254 | $912,303 | -$422,386 | $489,917 | $81,375 | $571,292 | $303,402 | $874,694 |
| Unbilled A/R | $1,120,158 | $0 | $1,120,158 | $0 | $1,120,158 | $0 | $1,120,158 | $0 | $1,120,158 |
| Allowance for Doubtful Accounts | -$258 | $0 | -$258 | $0 | -$258 | $0 | -$258 | $0 | -$258 |
| Materials Inventory | $452,838 | -$487 | $452,351 | -$3,922 | $448,429 | -$11,873 | $436,556 | $234 | $436,790 |
| Deferred Outflow - Contributions | $333,435 | $0 | $333,435 | $0 | $333,435 | $0 | $333,435 | $0 | $333,435 |
| Deferred Outflow - Actuarial | $1,077,435 | $0 | $1,077,435 | $0 | $1,077,435 | $0 | $1,077,435 | $0 | $1,077,435 |
| Prepaid Expenses | $6,083 | $650,790 | $656,873 | -$59,163 | $597,710 | -$53,152 | $544,558 | -$59,163 | $485,395 |
| KCWA-Deferred Debit | $4,752,969 | -$398,489 | $4,354,480 | -$422,817 | $3,931,663 | -$404,522 | $3,527,141 | -$359,470 | $3,167,671 |
| Purch. Water-Def. Debit | $0 | $0 | $0 | $0 | $0 | $0 | $0 | $0 | $0 |
| Water Inv. - RRBWSD Owed | $0 | $0 | $0 | $0 | $0 | $0 | $0 | $0 | $0 |
| WKP Water - Inventory & SWP | $27,161,893 | $0 | $27,161,893 | $0 | $27,161,893 | $0 | $27,161,893 | $0 | $27,161,893 |
| Total Assets | $222,777,914 | $198,369 | $222,976,283 | -$285,185 | $222,691,098 | $6,092,487 | $228,783,585 | $255,430 | $229,039,015 |
| *LIABILITIES* | | | | | | | | | |
| Accounts Payable | -$28,239 | $153,884 | $125,645 | -$153,727 | -$28,082 | $3,002 | -$25,080 | $303 | -$24,777 |
| Unfunded OPEB Liability | $4,479,828 | $0 | $4,479,828 | $0 | $4,479,828 | $0 | $4,479,828 | $0 | $4,479,828 |
| Interest Accrued on Bonds | $101,823 | $0 | $101,823 | $0 | $101,823 | $0 | $101,823 | $0 | $101,823 |
| Guarantee Deposits | $289,044 | $425 | $289,469 | $1,045 | $290,514 | -$640 | $289,874 | $2,225 | $292,099 |
| Accrued Payroll Items | $142,902 | -$17,206 | $125,696 | -$1,818 | $123,878 | $151,959 | $275,837 | -$152,119 | $123,718 |
| Pension Liability | $2,427,098 | $0 | $2,427,098 | $0 | $2,427,098 | $21,835 | $2,448,933 | -$21,834 | $2,427,099 |
| Deferred Inflows - Actuarial | $0 | $0 | $0 | $0 | $0 | $0 | $0 | $0 | $0 |
| Deferred Cr.-Cust. Adv. Pay. | $0 | $0 | $0 | $0 | $0 | $0 | $0 | $0 | $0 |
| Deferred Inflow - Chg in Assump | $963,188 | | $963,188 | | $963,188 | | $963,188 | | $963,188 |
| Deferred Outflow - Expcted/Actual | -$254,845 | | -$254,845 | | -$254,845 | | -$254,845 | | -$254,845 |
| Deferred Revenue - Deposits | -$8,383 | $930 | -$7,453 | -$3,081 | -$10,534 | $0 | -$10,534 | $0 | -$10,534 |
| Water Liability- BVWSD | $1,358,000 | $0 | $1,358,000 | $0 | $1,358,000 | $0 | $1,358,000 | $0 | $1,358,000 |
| Water Exchanges Payable | $1,448,100 | $0 | $1,448,100 | $0 | $1,448,100 | $0 | $1,448,100 | $0 | $1,448,100 |
| Contrib. Water Study | $4,400 | $0 | $4,400 | $0 | $4,400 | $0 | $4,400 | $0 | $4,400 |
| 2001 Bonds Payable (La Paloma) | $0 | $0 | $0 | $0 | $0 | $0 | $0 | $0 | $0 |
| 2010 Bonds Payable(R&R Project) | $25,719,594 | $0 | $25,719,594 | $0 | $25,719,594 | $0 | $25,719,594 | $0 | $25,719,594 |
| 2011 Bonds Payable (Solar) | $0 | $0 | $0 | $0 | $0 | $0 | $0 | $0 | $0 |
| Bond Discount & Issue Costs | -$241,649 | $0 | -$241,649 | $0 | -$241,649 | $0 | -$241,649 | $0 | -$241,649 |
| 2010 Bond Disc/Issuance Costs | -$262,500 | $0 | -$262,500 | $0 | -$262,500 | $0 | -$262,500 | $0 | -$262,500 |
| 2011 Bond Disc/Issuance Costs | $0 | $0 | $0 | $0 | $0 | $0 | $0 | $0 | $0 |
| Bond Discount - 2005 Accum Amort | $241,649 | $0 | $241,649 | $0 | $241,649 | $0 | $241,649 | $0 | $241,649 |
| Bond Discount - 2010 Accum Amort | $96,979 | $0 | $96,979 | $0 | $96,979 | $0 | $96,979 | $0 | $96,979 |
| Bond Discount - 2011 Accum Amort | $0 | $0 | $0 | $0 | $0 | $0 | $0 | $0 | $0 |
| 2011 Bond Premium | $0 | $0 | $0 | $0 | $0 | $0 | $0 | $0 | $0 |
| US Bank Bonds Pay. Current | $415,000 | $0 | $415,000 | $0 | $415,000 | $0 | $415,000 | $0 | $415,000 |
| Bonds - Current Portion Offset | -$415,000 | $0 | -$415,000 | $0 | -$415,000 | $0 | -$415,000 | $0 | -$415,000 |
| Deferred Bond Refunding | -$1,173,048 | $0 | -$1,173,048 | $0 | -$1,173,048 | $0 | -$1,173,048 | $0 | -$1,173,048 |
| Acc Amort- Deferred Bond Refund | $1,173,048 | $0 | $1,173,048 | $0 | $1,173,048 | $0 | $1,173,048 | $0 | $1,173,048 |
| Reserve for Depreciation | $59,091,363 | $176,000 | $59,267,363 | $176,000 | $59,443,363 | $176,000 | $59,619,363 | $176,000 | $59,795,363 |
| Total Liabilities | $95,568,352 | $314,033 | $95,882,385 | $18,419 | $95,900,804 | $352,156 | $96,252,960 | $4,575 | $96,257,535 |
| *EQUITIES* | | | | | | | | | |
| Co id of Construction | $32,189,483 | $0 | $32,189,483 | $0 | $32,189,483 | $0 | $32,189,483 | $0 | $32,189,483 |
| Earned Surplus | $91,844,504 | $2,598,604 | $94,443,108 | -$254,631 | $94,188,477 | $0 | $94,188,477 | $0 | $94,188,477 |
| Excess Revenue-Current Year | $3,175,575 | -$2,714,268 | $461,307 | -$48,973 | $412,334 | $5,740,331 | $6,152,665 | $250,855 | $6,403,520 |
| Total Equities | $127,209,562 | -$115,664 | $127,093,898 | -$303,604 | $126,790,294 | $5,740,331 | $132,530,625 | $250,855 | $132,781,480 |
| TOTAL LIABILITIES & EQUITIES | $222,777,914 | $198,369 | $222,976,283 | -$285,185 | $222,691,098 | $6,092,487 | $228,783,585 | $255,430 | $229,039,015 |

**SUPPORTING DATA**
**REGULAR BOARD MEETING**
**NOVEMBER 15, 2022**

**COMMITTEE:** **FINANCE COMMITTEE**
**(Morris, Bravo)**

**AGENDA ITEM:** **ii.** **Discussion and Appropriate Action Regarding: Capital Improvements Budget Comparison and Equipment Procurement**

**BACKGROUND INFORMATION:**
Attached for your information are the Capital Improvements Budget Comparison and Equipment Procurement Report

**JUSTIFICATION:**

**STAFF RECOMMENDATIONS:**

**PREVIOUS ACTIONS:**

**COST:** **BUDGETARY WARRANT:**

**MOTION:**

**COMMITTEE STATUS:**

| | |
|---|---|
| _____ | Recommend Board Approval |
| _____ | NO (Rejected) |
| _____ | Full Board to Review |
| X | Under Review (No Action Required) |

**COMMITTEE RECOMMENDATIONS:**
Recommended this item be added to Consent Agenda

**COUNSEL REVIEW AND/OR RECOMMENDATIONS:**

WEST KERN WATER DISTRICT
2022 - 2023
# CAPITAL IMPROVEMENT PROJECTS BUDGET
**Board Meeting**
**November 15, 2022**

| | JOB # | | Budget Amount | Total To Date 22/23 Budget | Over (Under) Budget | |
|---|---|---|---|---|---|---|
| **T & D DEPARTMENT** | | | | | | |
| 1 | *22-1300* | South Taft Water System Improvements Phase II | 351,990 | 189,644 | (162,345) | 53.9% |
| 2 | | Hwy 119 2.5" Pipeline Replacement | 29,480 | | (29,480) | 0.0% |
| 3 | | 400-500 Philippine St Pipeline Replacement | 56,341 | | (56,341) | 0.0% |
| 4 | | Large Landscape AMR Meters | 20,000 | | (20,000) | 0.0% |
| 5 | | | 25,000 | | (25,000) | 0.0% |
| R1 | *22-2503* | AMR Upgrade Area 2 & 3 and Area 4-1, 4-2 | | 99,763 | | |
| R2 | | | | | | |
| | | **Total $ used for Unfunded projects:** | | **99,763** | | **399.1%** |
| | | **Total T & D Dept.** | **482,811** | **289,407** | (293,167) | **59.9%** |
| **PRODUCTION DEPARTMENT** | | | | | | |
| 1 | | Water to Waste Valves in the Well Field | 54,549 | | (54,549) | 0.0% |
| 2 | | Well 6-03 Murphy Part Installation | 20,445 | | (20,445) | 0.0% |
| 3 | | SCADA Communication Radio Replacement | 109,235 | | (109,235) | 0.0% |
| 4 | | CL2 Tank Monitors - Various Locations | 59,323 | | (59,323) | 0.0% |
| 5 | | Maricopa Heights Tank #24 Rectifier | 16,347 | | (16,347) | 0.0% |
| 6 | | **Reserve for Unfunded Capital Improvements** | 50,000 | | (50,000) | 0.0% |
| R1 | | | | | | |
| R2 | | | | | | |
| | | **Total $ used for Unfunded projects:** | | **0** | | **0.0%** |
| | | **Total Production Dept.** | **309,899** | **0** | (309,899) | **0.0%** |
| **'INEERING DEPARTMENT** | | | | | | |
| 1 | | Maricopa Heights Tank #24 Interior Recoat & Exterior Overcoat | 575,559 | | (575,559) | 0.0% |
| 2 | | Well Maintenance (2 Wells at $175,000 each) | 350,000 | | (350,000) | 0.0% |
| 3 | | Well NW1 Rehabilitation[1] | 175,000 | | (175,000) | |
| 4 | | Well NW3 Rehabilitation[1] | 175,000 | | (175,000) | |
| 5 | | Well NW4 Repair and Rehabilitation[1] | 135,000 | | (135,000) | |
| 6 | | **Reserve for Unfunded Capital Improvements** | 35,000 | | (35,000) | |
| R1 | *22-3101* | Station C Tank | | 15,147 | | |
| R2 | | | | | | |
| | | **Total $ used for Unfunded projects:** | | **15,147** | | **43.3%** |
| | | **Total Engineering Dept.** | **1,445,559** | **15,147** | (1,445,559) | **1.0%** |
| **FIELD SERVICES DEPARTMENT** | | | | | | |
| 1 | | Cogen AMR Meters (4) | 31,900 | | (31,900) | 0.0% |
| 2 | | **Reserve for Unfunded Capital Improvements** | 25,000 | | (25,000) | |
| R1 | | | | | | |
| R2 | | | | | | |
| | | **Total $ used for Unfunded projects:** | | **0** | | **0.0%** |
| | | **Total Field Services Dept.** | **56,900** | **0** | (56,900) | **0.0%** |
| **GENERAL & ADMINISTRATIVE DEPARTMENT** | | | | | | |
| 1 | | Well 6-03 Sounding Tube Repair | 25,200 | | (25,200) | 0.0% |
| 2 | | Office/Warehouse Camera Upgrade (Monthly Monitoring is $387/mo. Not included) | 30,000 | | (30,000) | 0.0% |
| | | **Total Gen/Adm Dept.** | **55,200** | **0** | (55,200) | **0.0%** |
| **TOTAL CAPITAL IMPROVEMENT PROJECTS** | | | **2,350,369** | **304,555** | **(2,160,725)** | **13.0%** |

[1]Project in progress

WEST KERN WATER DISTRICT
2022 - 2023
EQUIPMENT PROCUREMENT BUDGET
**Board Meeting**
**November 15, 2022**

| | | | Trade-In | Budget Amount | ACTUAL COST $ | Over (Under) Budget |
|---|---|---|---|---|---|---|
| **T & D DEPARTMENT** | | | | | | |
| | | **Total T & D Dept.** | | **0** | **0** | **0** |
| **PRODUCTION DEPARTMENT** | | | | | | |
| 1 | PD-2301 | Spare Engine Parts | | 101,636 | | (101,636) |
| 2 | PD-2302 | Catalyst | | 55,146 | | (55,146) |
| 3 | PD-2303 | Badger Meters AMR - NWF Replacements (5) | | 41,581 | | (41,581) |
| | | **Total Production Dept.** | | **198,363** | **0** | **(198,363)** |
| **GENERAL & ADMINISTRATIVE DEPARTMENT** | | | | | | |
| 1 | AD-2301 | Dump Truck Replacement #190 | | 184,218 | | (184,218) |
| 2 | AD-2302 | Purchase New Truck due to Mileage #103 | | 72,470 | | (72,470) |
| 3 | AD-2303 | Purchase New Truck due to Mileage #164 | | 46,010 | | (46,010) |
| 4 | AD-2304 | Replace 26 Ton Crane | | 335,000 | | (335,000) |
| 5 | AD-2305 | Dataloggers for NMW1 & NMW2 | | 16,453 | | (16,453) |
| 6 | AD-2306 | 4 Computer Workstations (Rosie, Tami, Rosa, Tina) $1,400 ea. | | 6,311 | | (6,311) |
| 7 | AD-2307 | 1 Precision Tower (Troy) | | 5,038 | | (5,038) |
| 8 | AD-2308 | AMR Meters w/ Shut off Valve (25) | | 18,018 | | (18,018) |
| | | **Total Gen/Adm Dept.** | | **683,518** | **0** | **(683,518)** |
| **ENGINEERING DEPARTMENT** | | | | | | |
| | | **Total Field Services Dept.** | | **0** | **0** | **0** |
| **FIELD SERVICES DEPARTMENT** | | | | | | |
| 1 | FD-2301 | Sample Stations | | 13,354 | | (13,354) |
| 2 | FD-2302 | Automated Regulator Vault Cover - Line 204 Regulators | | 13,956 | | (13,956) |
| 3 | FD-2303 | Cla-Val Stainless Steel Upgrade | | 15,000 | 6,322 | (8,678) |
| | | **Total Field Services Dept.** | | **42,310** | **6,322** | **(35,988)** |
| **TOTAL EQUIPMENT PROCUREMENT** | | | | **924,190** | **6,322** | **(917,868)** |

**SUPPORTING DATA**
**REGULAR BOARD MEETING**
**NOVEMBER 15, 2022**

**COMMITTEE:** **FINANCE COMMITTEE**
**(Bravo, Morris)**

**AGENDA ITEM:** **1. Discussion and Appropriate Action Regarding: Accounts Payable for November, 2022**

**BACKGROUND INFORMATION:**
Attached is the Accounts Payable report for November, 2022

**JUSTIFICATION**

**STAFF RECOMMENDATIONS:**
Approve payment of the bills.

**PREVIOUS ACTIONS:**

**COST:** **BUDGETARY WARRANT:**

**MOTION:**
Approve payment of the November, 2022 bills when funds are available.

**COMMITTEE STATUS:**

| | |
|---|---|
| X | Recommend Board Approval |
| | NO (Rejected) |
| | Full Board to Review |
| | Under Review (No Action Required) |

**COMMITTEE RECOMMENDATIONS:**

**COUNSEL REVIEW AND/OR RECOMMENDATIONS:**

WEST KERN WATER DISTRICT
DISBURSEMENTS
FOR PERIOD NOV 01, 2022 THROUGH NOV 08, 2022

FINANCE MEETING

| Check | Payee | Description | Amount |
|---|---|---|---|
| | ALVAREZ DAVID | 1 - WASTE OIL 6-03 | $125.00 |
| | ALVAREZ DAVID | 1 - WASTE OIL STA A | $203.85 |
| | ALVAREZ DAVID | 1- WASTE OIL STA B | $360.97 |
| | ALVAREZ DAVID | 1- WASTE OIL STA C | $125.00 |
| | ALVAREZ DAVID | 1- WASTE OIL STA G | $125.00 |
| | ALVAREZ DAVID | WASTE OIL FILTERS | $1,110.00 |
| | | | **$2,049.82** ** |
| | AMPED SAFETY INNOVATIONS INC. | IN CONTRACT TRAINING-CONFINED SPACE CERTIFICATION NON-PERMIT REQ | $4,694.22 |
| | | | **$4,694.22** ** |
| | ARGO CHEMICAL INC | CHROLINE - 900 QTY 4.35 / LB | $6,310.02 |
| | | | **$6,310.02** ** |
| | BUTLER JIMMY | Refund Check 017030-000 501 SAN EMIDIO | $46.97 |
| | | | **$46.97** ** |
| | D G S-OFS SERV REVOLVING FUND | NATURAL GAS - STA A SEPTEMBER 2022 | $62,056.88 |
| | D G S-OFS SERV REVOLVING FUND | NATURAL GAS - STA B SEPTEMBER 2022 | $100,882.89 |
| | D G S-OFS SERV REVOLVING FUND | NATURAL GAS - STA G SEPTEMBER 2022 | $53,231.00 |
| | D G S-OFS SERV REVOLVING FUND | NATURAL GAS - STA S WELL SEPTEMBER 2022 | $16,030.51 |
| | | | **$232,201.28** ** |
| | ESPARZA JAVIER | Refund Check 014723-001 114 #B OAK | $72.39 |
| | | | **$72.39** ** |
| | FASTENAL COMPANY | 1-3/16X6" TUBE BLK 10-3/16X6" TUBE FLEX 10-3/8"X6" TUBE | $27.08 |
| | FASTENAL COMPANY | 20-1/2" pipe plug | $87.88 |
| | | | **$114.96** ** |
| | FELIX GUADALUPE | Refund Check 012262-000 513 ROSE | $42.94 |
| | | | **$42.94** ** |
| | FRONTIER COMMUNICATIONS | MONTHLY SERVICE - OCTOBER 2022 | $1,350.51 |
| | | | **$1,350.51** ** |
| | GLOBALSTAR USA | MONTHLY SERVICE - OCTOBER 2022 | $317.34 |
| | | | **$317.34** ** |
| | GOMEZ JAVIER | Refund Check 010050-000 129 OAK | $48.13 |
| | | | **$48.13** ** |
| | GUERRERO DIANA | Refund Check 017902-000 809 PIERCE | $6.63 |
| | | | **$6.63** ** |
| | GUERRERO JOSE | Refund Check 010126-000 122 MARICOPA | $42.65 |
| | | | **$42.65** ** |
| | INFOSEND BILLPRINT INC | PRINTING / POSTAGE - SEPTEMBER 2022 | $606.30 |
| | INFOSEND BILLPRINT INC | PRINTING / POSTAGE - SEPTEMBER 2022 | $1,950.53 |
| | INFOSEND BILLPRINT INC | PROGRAMMING FEE - MAPPING CHANGE | $150.00 |
| | | | **$2,706.83** ** |
| | LAMAR TEXAS LIMITED PARTNERSHIP | BILLBOARD 10TH & NORTH - 10/24/22 - 11/20/22 | $530.45 |
| | | | **$530.45** ** |
| | MATHIS MICHAEL | Refund Check 009703-000 316 S 5TH | $43.58 |
| | | | **$43.58** ** |
| | MILLER CHAD | Refund Check 017371-000 103 BRANDON | $7.01 |
| | | | **$7.01** ** |

WEST KERN WATER DISTRICT
DISBURSEMENTS
FOR PERIOD NOV 01, 2022 THROUGH NOV 08, 2022

FINANCE MEETING

| Check | Payee | Description | Amount |
|---|---|---|---|
| | NORTH KERN WATER STORAGE DIST | CC AQUILOGIC SUBS SUPPORT | $3,269.23 |
| | NORTH KERN WATER STORAGE DIST | CC2 G&A EXPENSE 2022 | $15,319.44 |
| | | | **$18,588.67** ** |
| | OFFICE DEPOT INC | DISH SOAP HAND SOAP MULTIFOLD TOILET TISSUE | $164.41 |
| | OFFICE DEPOT INC | TONERS PUSH PINS BINDERS PENS | $482.51 |
| | | | **$646.92** ** |
| | PRECIADO EVA | Refund Check 015244-001 517 PHILIPPINE | $11.56 |
| | | | **$11.56** ** |
| | PRO3 AUTOMATION INC | AQUIRE SOFTWARE AND CONNECT TO MDS 9790 MASTER RADIOS | $735.00 |
| | PRO3 AUTOMATION INC | CONFIGURE AND INSTALL NEW CELL MODEM | $1,260.00 |
| | | | **$1,995.00** ** |
| | ROGERS JENNIFER | Refund Check 015210-000 729 A | $30.10 |
| | | | **$30.10** ** |
| | RYAN JAN | Refund Check 014683-000 720 HAWTHORNE | $47.69 |
| | | | **$47.69** ** |
| | STUBBLEFIELD II WILLIAM H | SERVICE / INSPECTION - E# 104 | $95.00 |
| | STUBBLEFIELD II WILLIAM H | SERVICE / INSPECTION - E# 107 | $95.00 |
| | STUBBLEFIELD II WILLIAM H | SERVICE / INSPECTION - E# 110 | $95.00 |
| | STUBBLEFIELD II WILLIAM H | SERVICE / INSPECTION - E# 111 | $930.46 |
| | STUBBLEFIELD II WILLIAM H | SERVICE / INSPECTION - E# 186 | $95.00 |
| | STUBBLEFIELD II WILLIAM H | SERVICE / INSPECTION - E# 190 | $477.37 |
| | STUBBLEFIELD II WILLIAM H | SERVICE / INSPECTION - E# 191 | $95.00 |
| | STUBBLEFIELD II WILLIAM H | SERVICE / INSPECTION - E# 195 | $95.00 |
| | STUBBLEFIELD II WILLIAM H | SERVICE / INSPECTION - E# 206 | $75.00 |
| | | | **$2,052.83** ** |
| | UNWIRED BROADBAND | SLOLAR SECURITY - NW3 SW 2-02 | $284.98 |
| | | | **$284.98** ** |
| | URREA JOSE | Refund Check 005098-000 414 N LINCOLN | $37.46 |
| | | | **$37.46** ** |
| | UTILITY SERVICES ASSOCIATES LLC | 5-S&P WATER LINE SURVEY AND PINPOINTING PROJECT 1-MOBILIZATION | $7,466.00 |
| | | | **$7,466.00** ** |
| 52526 | A T & T MOBILITY | MONTHLY SERVICE - OCTOBER 2022 | $2,424.62 |
| | A T & T MOBILITY | MONTHLY SERVICE GPS - OCTOBER 2022 | $200.47 |
| | A T & T MOBILITY | MONTHLY SERVICE GPS - OCTOBER 2022 | $40.09 |
| | A T & T MOBILITY | MONTHLY SERVICE GPS - OCTOBER 2022 | $320.74 |
| | A T & T MOBILITY | MONTHLY SERVICE GPS - OCTOBER 2022 | $40.09 |
| | A T & T MOBILITY | MONTHLY SERVICE GPS - OCTOBER 2022 | $40.09 |
| | A T & T MOBILITY | MONTHLY SERVICE GPS - OCTOBER 2022 | $160.37 |
| | | | **$3,226.47** ** |
| 52527 | ALBERTO MORALES TRUCK GEAR BY LIN | 1-UNDER RAIL 1-SPRAY LABOR VEHICLE #125 | $478.03 |
| | | | **$478.03** ** |
| 52528 | ALBERTSONS LLC | HI-5 BOARD MEETING SAFETY BOSSES DAY | $125.00 |
| | ALBERTSONS LLC | HI-5 BOARD MEETING SAFETY BOSSES DAY | $188.90 |
| | ALBERTSONS LLC | HI-5 BOARD MEETING SAFETY BOSSES DAY | $900.00 |
| | | | **$1,213.90** ** |

WEST KERN WATER DISTRICT
DISBURSEMENTS
FOR PERIOD NOV 01, 2022 THROUGH NOV 08, 2022

FINANCE MEETING

| Check | Payee | Description | Amount | |
|---|---|---|---|---|
| 52529 | AMERICAN FIRE SAFETY INC. | FIRE EXTINGUISHER SERVICE | $681.32 | |
| | AMERICAN FIRE SAFETY INC. | FIRE EXTINGUISHER SERVICE | $109.86 | |
| | AMERICAN FIRE SAFETY INC. | FIRE EXTINGUISHER SERVICE | $84.86 | |
| | AMERICAN FIRE SAFETY INC. | FIRE EXTINGUISHER SERVICE | $182.80 | |
| | AMERICAN FIRE SAFETY INC. | FIRE EXTINGUISHER SERVICE | $12.50 | |
| | AMERICAN FIRE SAFETY INC. | FIRE EXTINGUISHER SERVICE | $162.50 | |
| | AMERICAN FIRE SAFETY INC. | FIRE EXTINGUISHER SERVICE | $572.25 | |
| | AMERICAN FIRE SAFETY INC. | FIRE EXTINGUISHER SERVICE | $112.50 | |
| | AMERICAN FIRE SAFETY INC. | FIRE EXTINGUISHER SERVICE | $225.00 | |
| | | | **$2,143.59** | ** |
| 52530 | AMPED SAFETY INNOVATIONS INC. | 4-VISON STOP/SLOW PADDLE 24X24 2-VISCON 48X48ROLL UP SIGN FLAG | $2,378.46 | |
| | AMPED SAFETY INNOVATIONS INC. | 9/28/2022 & 9/29/2022- cleaning and restocking (2 Days) 95-mile | $6,191.87 | |
| | | | **$8,570.33** | ** |
| 52531 | BAKERSFIELD WELL & PUMP | NW3 WELL REHAB - MOB DEMOB WELL VIDEO INSTALL PUMP 22-6202 | $12,065.00 | |
| | BAKERSFIELD WELL & PUMP | WELL NW1 REHABILITATION - MOB / DEMOB PULL PUMP WELL VIDEO | $18,145.00 | |
| | | | **$30,210.00** | ** |
| 52533 | BROWN & REICH PETROLEUM INC | 490 GALLONS OF GAS WITH STATE AND FED TAXES | $105.59 | |
| | BROWN & REICH PETROLEUM INC | 500 GALLONS OF DIESEL WITH STATE AND FED TAXES | $2,514.46 | |
| | BROWN & REICH PETROLEUM INC | 533 GALLONS OF GAS WITH STATE AND FED TAXES | $485.85 | |
| | BROWN & REICH PETROLEUM INC | GAS WITH STATE AND FED TAXES | $607.31 | |
| | BROWN & REICH PETROLEUM INC | GAS WITH STATE AND FED TAXES | $121.46 | |
| | BROWN & REICH PETROLEUM INC | GAS WITH STATE AND FED TAXES | $121.46 | |
| | BROWN & REICH PETROLEUM INC | GAS WITH STATE AND FED TAXES | $971.68 | |
| | BROWN & REICH PETROLEUM INC | GAS WITH STATE AND FED TAXES | $121.46 | |
| | BROWN & REICH PETROLEUM INC | GAS WITH STATE AND FED TAXES | $422.37 | |
| | BROWN & REICH PETROLEUM INC | GAS WITH STATE AND FED TAXES | $527.95 | |
| | BROWN & REICH PETROLEUM INC | GAS WITH STATE AND FED TAXES | $105.59 | |
| | BROWN & REICH PETROLEUM INC | GAS WITH STATE AND FED TAXES | $844.74 | |
| | BROWN & REICH PETROLEUM INC | GAS WITH STATE AND FED TAXES | $105.58 | |
| | | | **$7,055.50** | ** |
| 52534 | COMPRESSION PUMP & POWER LLC | CHAMPION SPARK PLUGS #519 | $1,254.42 | |
| | COMPRESSION PUMP & POWER LLC | CHAMPION SPARK PLUGS #519 | $975.68 | |
| | COMPRESSION PUMP & POWER LLC | LUBE OIL FILTERS #168660B. | $1,207.90 | |
| | COMPRESSION PUMP & POWER LLC | VORTEX FOAM FILTER #20379. | $683.73 | |
| | COMPRESSION PUMP & POWER LLC | VORTEX GASKET #55K80. | $278.62 | |
| | COMPRESSION PUMP & POWER LLC | WASHER SEAL. RUBBERS #199270 | $92.63 | |
| | | | **$4,492.98** | ** |
| 52535 | FERGUSON ENTERPRISES INC #1350 | 2" STD. TEE GALV. | $320.25 | |
| | FERGUSON ENTERPRISES INC #1350 | 1"ANG.VALVE METER NUT TO FLAIR | $1,638.13 | |
| | FERGUSON ENTERPRISES INC #1350 | 1"x 3/4"GALV.BUSHING DOMESTIC. | $142.16 | |
| | FERGUSON ENTERPRISES INC #1350 | 12 - NA 1/8 150# RNG GSKT | $101.16 | |
| | FERGUSON ENTERPRISES INC #1350 | 2 - 12 NA 1/8 150# RNG GSK | -$33.72 | |
| | FERGUSON ENTERPRISES INC #1350 | 2"90 DEGREE STD.ELL GALV. | $242.48 | |
| | FERGUSON ENTERPRISES INC #1350 | 42 - 8X1 IP SDL F/ C900 | $3,534.23 | |
| | FERGUSON ENTERPRISES INC #1350 | CREDIT - 10 6X12-1/2 1B REP CLMP 6.56-6.96 | $2,369.18 | |
| | FERGUSON ENTERPRISES INC #1350 | CREDIT - 10 6X12-1/2 1B REP CLMP 6.56-6.96 | -$2,369.18 | |
| | FERGUSON ENTERPRISES INC #1350 | CREDIT - 42 8X1 CC BRS SDL C900 | -$3,534.23 | |
| | | | **$2,410.46** | ** |
| 52536 | FOSTERS DONUTS | SAFETY TRAINING | $30.00 | |
| | FOSTERS DONUTS | SAFETY TRAINING | $30.00 | |
| | FOSTERS DONUTS | SPECIAL BOARD MEETING | $34.00 | |
| | FOSTERS DONUTS | TRAINING | $15.00 | |
| | FOSTERS DONUTS | TRAINING | $15.00 | |
| | FOSTERS DONUTS | TRAINING | $15.00 | |
| | | | **$139.00** | ** |

WEST KERN WATER DISTRICT
DISBURSEMENTS
FOR PERIOD NOV 01, 2022 THROUGH NOV 08, 2022

FINANCE MEETING

| Check | Payee | Description | Amount | |
|---|---|---|---|---|
| 52537 | HALL LETTER SHOP | POSTAGE - NOTICE OF PUBLIC WORKSHOP | $1,701.00 | |
| | | | **$1,701.00** | ** |
| 52538 | HGCPM INC. | PROFESSIONAL CONSULTING - SEPTEMBER 2022 | $1,870.00 | |
| | | | **$1,870.00** | ** |
| 52540 | KERN COUNTY WATER AGENCY | BASIC CHARGES - CAL /YR 2022 DWR YUBA WATER PURCHASE PROGRAM | $29,502.00 | |
| | | | **$29,502.00** | ** |
| 52541 | KERN ELECTRIC DISTRIBUTORS | PARTS FOR AIR COMPRESSOR @ A1 | $1,450.80 | |
| | | | **$1,450.80** | ** |
| 52543 | MISSION LINEN SUPPLY - SAP # 175505 | MONTHLY SERVICE - UNIFORMS OCTOBER 2022 | $947.04 | |
| | MISSION LINEN SUPPLY - SAP # 175505 | MONTHLY SERVICE - UNIFORMS OCTOBER 2022 | $392.97 | |
| | MISSION LINEN SUPPLY - SAP # 175505 | MONTHLY SERVICE - UNIFORMS OCTOBER 2022 | $523.95 | |
| | MISSION LINEN SUPPLY - SAP # 175505 | MONTHLY SERVICE - UNIFORMS OCTOBER 2022 | $785.94 | |
| | | | **$2,649.90** | ** |
| 52544 | MISSION LINEN SUPPLY - SAP # 175789 | MONTHLY SERVICE - OCTOBER 2022 | $57.15 | |
| | MISSION LINEN SUPPLY - SAP # 175789 | MONTHLY SERVICE - OCTOBER 2022 | $171.46 | |
| | MISSION LINEN SUPPLY - SAP # 175789 | MONTHLY SERVICE - OCTOBER 2022 | $57.16 | |
| | | | **$285.77** | ** |
| 52545 | MYRON CORP | 12-REGATTA DESK MASTER 400 BLACK/TAN | $480.03 | |
| | | | **$480.03** | ** |
| 52546 | OFFICE DEPOT INC | BATTERIES | $172.01 | |
| | OFFICE DEPOT INC | BAUSCH & LOMB LENS CLEANING TISSUES | $96.91 | |
| | OFFICE DEPOT INC | PERMANENT MARKERS | $60.47 | |
| | OFFICE DEPOT INC | TOILET PAPER MULTIFOLD PAPER TOWELS PAPER TOWELS | $307.86 | |
| | | | **$637.25** | ** |
| 52547 | P G & E | ELECT - LAL PALOMA OCTOBER 2022 | $106,403.72 | |
| | P G & E | ELECT - NW1 OCTOBER 2022 | $23.82 | |
| | P G & E | ELECT - NW2 OCTOBER 2022 | $23.82 | |
| | P G & E | ELECT - NW3 OCTOBER 2022 | $23.82 | |
| | P G & E | ELECT - NW4 OCTOBER 2022 | $23.82 | |
| | P G & E | ELECT - NW5 OCTOBER 2022 | $23.82 | |
| | | | **$106,522.82** | ** |
| 52548 | PROVOST & PRITCHARD CONSULTING | WATER SHORTAGE CONTINGENCY PLAN 2020 URBAN WATER MANAGEMENT | $216.00 | |
| | | | **$216.00** | ** |
| 52550 | SEQUOIA EQUIPMENT /CNH CAPITAL | EDGE CUTTING BOLT PLOW - E # 314 | $553.77 | |
| | SEQUOIA EQUIPMENT /CNH CAPITAL | TUBE HYDRAULIC HOSE HYDRAULIC - E # 314 | $417.43 | |
| | | | **$971.20** | ** |
| 52551 | SPRINGBROOK HOLDING COMPANY LL | CIVICPAY PAYPAD TRANSACTION FEE | $365.00 | |
| | SPRINGBROOK HOLDING COMPANY LL | CIVICPAY IVR TRANSACTION FEE | $121.20 | |
| | SPRINGBROOK HOLDING COMPANY LL | CIVICPAY TRANSACTION FEE | $618.00 | |
| | | | **$1,104.20** | ** |
| 52552 | STATE WTR RESOURCE CTRL BOARD | FEE - T2 CHRISTOPHER E HAVENS EXP: 5/1/26 | $60.00 | |
| | STATE WTR RESOURCE CTRL BOARD | FEE - T2 JOHN M STUNTEBECK EXP: 5/1/26 | $60.00 | |
| | STATE WTR RESOURCE CTRL BOARD | FEE - T2 PHILLIP D JPHNSON EXP: 5/1/26 | $60.00 | |
| | | | **$180.00** | ** |
| 52553 | TRUE VALUE HOME CENTER | AIR CHUCK PSI GUAGE CREW TRUCK #107 | $35.14 | |
| | TRUE VALUE HOME CENTER | PEST STRIP WASP SPRAY | $22.16 | |
| | TRUE VALUE HOME CENTER | TAPE BLADE SET NUTS AND BOLTS PATCH | $70.02 | |
| | | | **$127.32** | ** |

WEST KERN WATER DISTRICT
DISBURSEMENTS
FOR PERIOD NOV 01, 2022 THROUGH NOV 08, 2022

FINANCE MEETING

| Check | Payee | Description | Amount | |
|---|---|---|---|---|
| 52554 | VALERIO GONZALO ALCANTAR | GARDENING SERVICE - SEPTEMBER OCTOBER 2022 | $700.00 | |
| | | | **$700.00** | ** |
| 52555 | WELLS FARGO BANK NA - 2010 | FUNDS ON DEPOSIT - DECEMBER 2022 SOLAR BOND 2010 | -$352.53 | |
| | WELLS FARGO BANK NA - 2010 | INTEREST - DECEMBER 2022 BOND 2010 | $839,223.75 | |
| | | | **$838,871.22** | ** |
| 52556 | WESTAIR GASES AND EQUIPMENT | 1-COMPRESSED OXYGEN/DISSOLVED ACETYLENE MISC. FIELD MATERIAL | $358.97 | |
| | | | **$358.97** | ** |
| **Total** | | | **$1,329,315.68** | |

**SUPPORTING DATA**
**REGULAR BOARD MEETING**
**NOVEMBER 15, 2022**

**COMMITTEE:** **FINANCE COMMITTEE**
**(Morris, Bravo)**

**AGENDA ITEM:** **2. Discussion and Appropriate Action Regarding: Audit Financial Statement for Fiscal Year 2021-2022**

**BACKGROUND INFORMATION:**
A representative from Barbich Hooper King Dill Hoffman will be present via conference call at the board meeting to discuss the Financial Statement for Fiscal Year 2021-2022. A copy of the financial statement will be hand delivered to the Board for their review and acceptance.

**JUSTIFICATION:**

**STAFF RECOMMENDATIONS:**
Approve the audit financial statement for fiscal year 2021-2022.

**PREVIOUS ACTIONS:**

**COST:** **BUDGETARY WARRANT:**

**MOTION:**
Approve the Annual Financial Statement Audit for Fiscal Year 2021-2022 prepared by Barbich Hooper King Dill Hoffman, Accountancy Corporation.

**COMMITTEE STATUS:**

| | |
|---|---|
| X | Recommend Board Approval |
| _____ | NO (Rejected) |
| _____ | Full Board to Review |
| _____ | Under Review (No Action Required) |

**COMMITTEE RECOMMENDATIONS:**

**COUNSEL REVIEW AND/OR RECOMMENDATIONS:**

# PERSONNEL COMMITTEE SUMMARY REPORT
# FOR THE
# REGULAR BOARD MEETING OF NOVEMBER 15, 2022

**MEMBERS :**
Dave Wells
Gary Morris

**DATE OF MEETING:**
November 7, 2022

**STAFF ATTENDING**
Greg Hammett
Tami Sivils

**COMMITTEE ISSUES:**

CONSENT AGENDA

i. **Discussion and Appropriate Action Regarding:**
**Safety Meeting and Projects Report**

END OF CONSENT AGENDA

**ITEMS OF DISCUSSION**

1. **Discussion and Appropriate Action Regarding:**
**Business Continuity Plan – Infectious Disease Control Policy**
**Coronavirus Disease 2019 (COVID-19)**

**SUPPORTING DATA**
**REGULAR BOARD MEETING**
**NOVEMBER 15, 2022**

**COMMITTEE:** **PERSONNEL COMMITTEE**
**(Wells, Morris)**

**AGENDA ITEM:** i. **Discussion and Appropriate Action Regarding:**
**Safety Meeting and Projects Report**

**BACKGROUND INFORMATION:**

***Tailgates:***

| | |
|---|---|
| 10/14 | Jack Hammer Safety was presented by Wayne White to the Field Services Staff |
| 10/18 | Overhead Awareness was presented to the Production Group by Rick Cole |
| 10/21 | Unlabeled Containers was presented by Rob Carlton to the Field Services Staff |
| 10/21 | Slips, Trips and Falls was presented to the Production Group by John Stuntebeck |
| 10/28 | Traffic Control was presented by Zak Crabb and Chris Havens to the T&D Group |
| 10/28 | Engine Maintenance Safety was presented to the Production Group by John Stuntebeck |

***Safety Training:***

Annual Fire Prevention and Fire Extinguisher Safety was presented to all employees in 4 separate sessions on November 1, 2, 3, and 4th by Amped Safety.

Annual H2S Awareness will be conducted with applicable employees on November 16, 2022.

A District wide emergency evacuation drill will also be conducted on November 16, 2022.

***Contraband Control Program and Occupational Medicine Provider***

SDRMA, the District's Worker's Compensation Provider has announced that effective November 1, 2022, they will be utilizing a new third-party Risk Management provider, InterMed Cost Containment Services for managed care of the District's Worker's Comp Program. The District's Occupational Medicine Provider, Dr. Irene Sanchez and Universal Occupational are not in the Medical Provider Network (MPN) for InterCare. Therefore, Staff will be working with InterCare and Contraband Control Services (CCS) to contract with a new Occupational Medicine provider within the MPN and who can provide Medical Review Officer (MRO) services as required by the District's Contraband Control and DOT Random Pull Programs.

**JUSTIFICATION:**

**STAFF'S RECOMMENDATION:**

**PREVIOUS ACTIONS:**

**COST:** **BUDGETARY WARRANT:**

**MOTION:**

**COMMITTEE STATUS:**

| | |
|---|---|
| _____ | Recommend Board Approval |
| _____ | No (Rejected) |
| _____ | Full Board to Review |
| X | Under Review (No Action Required) |

**SUPPORTING DATA**
**REGULAR BOARD MEETING**
**NOVEMBER 15, 2022**

**COMMITTEE:** **PERSONNEL COMMITTEE**
**(Wells, Morris)**

**AGENDA ITEM:** **1. Discussion and Appropriate Action Regarding: Update on Implementation of Infectious Disease Control Policy and Business Continuity during COVID-19 Pandemic**

**BACKGROUND INFORMATION:**
Staff will give a brief update on the legislative actions which will affect the District's COVID-19 policies, procedures and protocols in 2023.

**STAFF RECOMMENDATIONS:**
Staff is currently implementing appropriate equipment, procedures, and guidelines relative to the regulations, where applicable.

**JUSTIFICATION:**
Business continuity is essential to providing a public water supply. The District has implemented administrative protocols and processes to prevent and minimize the risk of the COVID 19 virus in the workplace, as required.

**PREVIOUS ACTIONS:**

| | |
|---|---|
| October 13, 2022 | The CDPH issued an order effective October 14, 2022, updating the definition of "close contact" under the Third revised COVID-19 ETS. The CalOSHA Standards Board also issued a final proposed version of the CalOSHA non-emergency, two-year COVID-19 Standard and commenced a 15-day comment period, which will end at 5 pm on October 31, 2022. |
| Sept. 15, 2022 | The CalOSHA Standards Board issued a draft proposal to extend the state's COVID-19 Regulations for another two years. The Nonemergency COVID-19 Draft Rule would be incorporated into Title 8 as a permanent regulation for a two-year period. |
| June 8, 2022 | The California Department of Public Health (CDPH) issued an order updating the definitions for "close contacts" and "infectious period" as they relate to the CDPH Isolation and quarantine requirements. |
| RBM of May 24, 2022 | The Board approved the West Kern Water District COVID-19 Prevention Program (CPP) as updated on May 17, 2022. The CPP was distributed to all employees. |
| April 21, 2022 | The Standards Board approved and posted a 3rd Adoption of the ETS. The Revised ETS is effective May 6, 2022 through December 31, 2022. |
| Feb. 28, 2022 | Governor Newsom issued Executive Order N-5-22 which suspends the requirement for unvaccinated employees to wear a mask while performing work indoors, and highly recommends that employees wear a face covering while performing work indoors or in vehicles. The order also prohibits employers, businesses, etc. from preventing any person from wearing a face covering if they desire. The order also lifts the universal masking requirements for K-12 and Childcare settings after March 11, 2022. |
| Feb. 17, 2022 | Governor Newsom announced the release of the California SMARTER plan: The Next Phase of California's COVID-19 Response. |

| | |
|---|---|
| Feb. 16, 2022 | CDPH issued updated guidance on the use of face masks and lifted the universal masking requirement for indoor public places for all fully vaccinated persons. |
| Feb. 9, 2022 | Governor Newsom signed SB 114 which retroactively provided up to 80 hours of Supplemental Paid Sick Leave for full time employees for COVID qualifying reasons and positive COVID-19 Tests, including an up to 24 hours for Vaccine related symptoms. |
| RBM OF Jan. 25, 2022 | The Board adopted a revised West Kern Water District COVID-19 Protection Plan (CPP) that incorporates the changes in the Cal-OSHA ETS readoption. The CPP is a requirement of the ETS. |
| Jan. 14, 2022 | The Cal/OSHA ETS was revised and readopted effective January 14, 2022 Through April 14, 2022. |
| Jan. 5, 2022 | The CDPH issued revised guidance on Isolation and Quarantine. |
| Jan. 5, 2022 | The face mask mandate for public spaces was extended through February 15, 2022. |
| Dec. 13, 2021 | Governor Gavin Newsom implemented a 30-day face mask mandate for public spaces effective December 15, 2021 through January 15, 2022. |
| Nov. 5, 2021 | Federal OSHA released Emergency Temporary Standard that included a vaccination or weekly testing mandate for Employers with 100 or more employees. Enforcement of the vaccination mandate has been stayed by litigation. |
| Sept. 9, 2021 | President Joe Biden announced a six-prong plan to fight COVID-19 formally named the Path Out Of The Pandemic. The first prong of the Plan includes a vaccination mandate which requires all employees of employers with more than 100 employees be vaccinated or subject to weekly testing. The Plan also requires all Federal Employees and Federal Contractors be vaccinated without the option of testing. |
| June 17, 2021 | Revisions to the Cal/OSHA COVID-19 Emergency Temporary Standards (ETS) became effective immediately upon executive order of Governor Newsom. |
| April 27, 2021 | Implementation of SB 95, which extends and expands employer requirements to provide supplemental paid sick leave (SPSL) to employees impacted by COVID-19. American Rescue Plan Act (ARPA) of 2021 was also implemented. |
| March 23, 2021 | Board approved the COVID 19 Vaccination Policy: Voluntary, as an appendix to the District's Infectious Disease Control Policy and implementation of the Voluntary Vaccination Strategy. |
| Jan. 1, 2021 | Regulations under SB 685 went into effect requiring specific notification, tracking, and reporting of COVID-19 Cases in the workplace. |
| Nov. 30, 2020 | Cal/OSHA Emergency COVID-19 Regulations went into effect mandating 5 new sections specific to COVID-19 to the Occupational Safety and Health Standards – 3205, COVID-19 Prevention; 3205.1, Multiple COVID-19 Infections and COVID-19 Outbreaks; 3205.2, Major COVID-19 Outbreaks; 3205.3. COVID-19 Prevention in Employer-Provided Housing; 3205.4, COVID-19 Prevention in Employer- Provided Transportation |
| June 15, 2020 | The District resumed full staffing and reopened the office lobby to the public. |
| March, 2020 | The Board and Staff adopted an Infectious Disease Control Policy to provide guidance in continuing operations a providing a healthy workplace during an outbreak of infectious disease or pandemic. |

**COST:**

**BUDGETARY WARRANT:**

**MOTION:**

**COMMITTEE STATUS:**

| | |
|---|---|
| _____ | Recommend Board Approval |
| _____ | NO (Rejected) |
| X | Full Board to Review |
| _____ | Under Review (No Action Required) |

**COMMITTEE RECOMMENDATIONS:**

**COUNSEL REVIEW AND/OR RECOMMENDATIONS:**

TITLE 8, DIVISION 1, CHAPTER 4

Subchapter 7. General Industry Safety Orders

Adopt Section 3205 to read:

§ 3205. COVID-19 Prevention.

(a) Scope.

(1) This section shall apply until [OAL insert date two years after effective date], except for the recordkeeping subsections 3205(j)(2) through (4), which shall apply until [OAL insert date three years after effective date].

(2) This section applies to all employees and places of employment, with the following exceptions:

(A) Work locations with one employee who does not have contact with other persons.

(B) Employees working from home.

(C) Employees with occupational exposure as defined by section 5199, when covered by that section.

(D) Employees teleworking from a location of the employee's choice, which is not under the control of the employer.

~~(2)~~(3) Nothing in this section or sections 3205.1 through 3205.3 is intended to limit more protective or stringent state or local health department ~~mandates~~ orders or guidance.

(b) Definitions. The following definitions apply to this section and to sections 3205.1 through 3205.43.

(1) "Close contact" means sharing the same indoor airspace as ~~being within six feet of~~ a COVID-19 case for a cumulative total of 15 minutes or more ~~greater in any~~ over a 24-hour period during ~~within or overlapping with~~ the COVID-19 case's infectious period, as defined by this section, regardless of the use of face coverings, unless close contact is defined by regulation or order of the California Department of Public Health (CDPH). If so, the CDPH definition shall apply.

EXCEPTION: Employees have not had a close contact if they wore a respirator required by the employer and used in compliance with section 5144, whenever they shared the same indoor airspace as ~~were within six feet of~~ the COVID-19 case for a cumulative total of 15 minutes or more over a 24-hour period during the COVID-19 case's infectious period.

(2) "COVID-19" (Coronavirus Disease 2019) means the disease caused by SARS-CoV-2 (severe acute respiratory syndrome coronavirus 2).

COMPARISON DRAFT

TITLE 8, DIVISION 1, CHAPTER 4

(3) "COVID-19 case" means a person who:

(A) Has a positive COVID-19 test; or

(B) Has a positive COVID-19 diagnosis from a licensed health care provider; or

(C) Is subject to a COVID-19-related order to isolate issued by a local or state health official; or

(D) Has died due to COVID-19, in the determination of a local health department or per inclusion in the COVID-19 statistics of a county.

(4) "COVID-19 hazard" means potentially infectious material that may contain SARS-CoV-2, the virus that causes COVID-19. Potentially infectious materials include airborne droplets, small particle aerosols, and airborne droplet nuclei, which most commonly result from a person or persons exhaling, talking or vocalizing, coughing, or sneezing, or from procedures performed on persons which may aerosolize saliva or respiratory tract fluids.

(5) "COVID-19 symptoms" means fever of 100.4 degrees Fahrenheit or higher, chills, cough, shortness of breath or difficulty breathing, fatigue, muscle or body aches, headache, new loss of taste or smell, sore throat, congestion or runny nose, nausea or vomiting, or diarrhea, unless a licensed health care professional determines the person's symptoms were caused by a known condition other than COVID-19.

(6) "COVID-19 test" means a test for SARS-CoV-2 that is:

(A) Cleared, approved, or authorized, including in an Emergency Use Authorization (EUA), by the United States Food and Drug Administration (FDA) to detect current infection with the SARS-CoV-2 virus (e.g., a viral test); and

(B) Administered in accordance with the authorized instructions.

(C) To meet the return to work criteria set forth in subsection 3205(c)(5)~~(c)(10)~~, a COVID-19 test may be both self-administered and self-read only if another means of independent verification of the results can be provided (e.g., a time-stamped photograph of the results).

(7) "Exposed group" means all employees at a work location, working area, or a common area at work, within employer-provided transportation covered by section 3205.3, or residing within housing covered by section 3205.2, where an employee COVID-19 case was present at any time during the infectious period. A common area at work includes bathrooms, walkways, hallways, aisles, break or eating areas, and waiting areas. The following exceptions apply:

COMPARISON DRAFT

TITLE 8, DIVISION 1, CHAPTER 4

(A) For the purpose of determining the exposed group, a place where persons momentarily pass through while everyone is wearing face coverings, without congregating, is not a work location, working area, or a common area at work.

(B) If the COVID-19 case was part of a distinct group of employees who are not present at the workplace at the same time as other employees, for instance a work crew or shift that does not overlap with another work crew or shift, only employees within that distinct group are part of the exposed group.

(C) If the COVID-19 case visited a work location, working area, or a common area at work for less than 15 minutes during the infectious period, and the COVID-19 case was wearing a face covering during the entire visit, other people at the work location, working area, or common area are not part of the exposed group.

NOTE: An exposed group may include the employees of more than one employer. See Labor Code sections 6303 and 6304.1.

(8) "Face covering" means a surgical mask, a medical procedure mask, a respirator worn voluntarily, or a tightly woven fabric or non-woven material of at least two layers that completely covers the nose and mouth and is secured to the head with ties, ear loops, or elastic bands that go behind the head. If gaiters are worn, they shall have two layers of fabric or be folded to make two layers. A face covering is a solid piece of material without slits, visible holes, or punctures, and must fit snugly over the nose, mouth, and chin with no large gaps on the outside of the face. A face covering does not include a scarf, ski mask, balaclava, bandana, turtleneck, collar, or single layer of fabric.

This definition includes clear face coverings or cloth face coverings with a clear plastic panel that otherwise meet this definition and which may be used to facilitate communication with people who are deaf or hard-of-hearing or others who need to see a speaker's mouth or facial expressions to understand speech or sign language respectively.

(9) "Infectious period" means the following time period, unless otherwise defined by CDPH regulation or order, in which case the CDPH definition shall apply:

(A) For COVID-19 cases who develop COVID-19 symptoms, from two days before the date of symptom onset ~~they first develop symptoms~~ until: ~~all of the following are true: it has been 10 days since symptoms first appeared; 24 hours have passed with no fever, without the use of fever-reducing medications; and symptoms have improved.~~

(1) Ten days have passed after symptoms first appeared, or through day five if testing negative on day five or later; and

(2) Twenty-four hours have passed with no fever, without the use of fever-reducing medications, and symptoms have improved.

(B) For COVID-19 cases who never develop COVID-19 symptoms, from two days before the positive specimen collection date through ~~until~~ 10 days ~~after the specimen~~ (or through day five if testing negative on day five or later) after the date on which the specimen for their first positive test for COVID-19 was collected.

(10) "Respirator" means a respiratory protection device approved by the National Institute for Occupational Safety and Health (NIOSH) to protect the wearer from particulate matter, such as an N95 filtering facepiece respirator.

(11) "Returned case" means a COVID-19 case who was excluded from work but returned ~~to work~~ pursuant to subsection 3205(c)(5)(A) ~~(c)(10)~~ and did not develop any COVID-19 symptoms after returning. A person shall only be considered a returned case for 90 days after the initial onset of COVID-19 symptoms or, if the person never developed COVID-19 symptoms, for 90 days after the first positive test. If a period of other than 90 days is required by a CDPH regulation or order, that period shall apply.

(12) "Worksite," for the limited purposes of this section~~s~~ and section 3205.1 ~~through 3205.4 only~~, means the building, store, facility, agricultural field, or other location where a COVID-19 case was present during the infectious period. It does not apply to buildings, floors, or other locations of the employer that a COVID-19 case did not enter~~, locations where the worker worked by themselves without exposure to other employees, or to a worker's personal residence or alternative work location chosen by the worker when working remotely~~.

~~NOTE: The term worksite is used for the purpose of notice requirements in subsections (c)(3)(B)3. and 4. only.~~

(c) Application of section 3203. COVID-19 is a workplace hazard and shall be addressed under section 3203, which requires employers to ~~Written COVID-19 Prevention Program. Employers shall~~ establish, implement, and maintain an effective Injury and Illness Prevention Program. The employer's COVID-19 procedures shall either be addressed in the written Injury and Illness~~, written COVID-19~~ Prevention Program~~, which may be integrated into the employer's Injury and Illness Prevention Program required by section 3203,~~ or ~~be~~ maintained in a separate document. ~~The written elements of a COVID-19 Prevention Program shall include:~~

COMPARISON DRAFT

TITLE 8, DIVISION 1, CHAPTER 4

(1) An employee is potentially exposed to COVID-19 hazards when near other persons, whether or not the employee is performing an assigned work task. The employer shall treat all persons as potentially infectious, regardless of symptoms, vaccination status, or negative COVID-19 test results. COVID-19 shall be considered a hazard specific to an employee's job assignments and job duties if those assignments and/or duties bring the employee near other persons. ~~System for communicating. The employer shall do all of the following in a form readily understandable by employees:~~

~~(A) Ask employees to report to the employer, without fear of reprisal, COVID-19 symptoms, possible close contacts, and possible COVID-19 hazards at the workplace.~~

~~(B) Describe how employees with medical or other conditions that put them at increased risk of severe COVID-19 illness can request accommodations.~~

~~(C) Provide information about access to COVID-19 testing as described in subsection (c)(5)(I) when testing is required under this section, section 3205.1, or section 3205.2.~~

~~(D) In accordance with subsection (c)(3)(B), communicate information about COVID-19 hazards and the employer's COVID-19 policies and procedures to employees and to other employers, persons, and entities within or in contact with the employer's workplace.~~

~~NOTE: See subsection (c)(3)(C) for confidentiality requirements for COVID-19 cases.~~

(2) When determining measures to prevent COVID-19 transmission and to identify and correct COVID-19 hazards, employers shall review applicable orders and guidance related to COVID-19 from the State of California and the local health department with jurisdiction over the workplace and shall treat COVID-19 as an airborne infectious disease. COVID-19 prevention controls include remote work, physical distancing, reducing the density of people indoors, moving indoor tasks outdoors, implementing separate shifts and/or break times, restricting access to the work area, and other prevention measures, in addition to the requirements of this section. ~~Identification and evaluation of COVID-19 hazards.~~

~~(A) The employer shall allow for employee and authorized employee representative participation in the identification and evaluation of COVID-19 hazards.~~

~~(B) The employer shall develop and implement a process for screening employees for and responding to employees with COVID-19 symptoms. The employer may ask employees to evaluate their own symptoms before reporting to work. If the employer conducts screening indoors at the workplace, the employer shall ensure that face coverings are used during screening by both screeners and employees and, if temperatures are measured, that non-contact thermometers are used.~~

COMPENSATION DRAFT

~~(C) The employer shall develop COVID-19 policies and procedures to respond effectively and immediately to individuals at the workplace who are a COVID-19 case to prevent or reduce the risk of transmission of COVID-19 in the workplace.~~

~~(D) The employer shall conduct a workplace-specific identification of all interactions, areas, activities, processes, equipment, and materials that could potentially expose employees to COVID-19 hazards. Employers shall treat all persons, regardless of symptoms or negative COVID-19 test results, as potentially infectious.~~

~~1. This shall include identification of places and times when people may congregate or come in contact with one another, regardless of whether employees are performing an assigned work task or not, for instance during meetings or trainings and including in and around entrances, bathrooms, hallways, aisles, walkways, elevators, break or eating areas, cool-down areas, and waiting areas.~~

~~2. This shall include an evaluation of employees' potential workplace exposure to all persons at the workplace or who may enter the workplace, including coworkers, employees of other entities, members of the public, customers or clients, and independent contractors. Employers shall consider how employees and other persons enter, leave, and travel through the workplace, in addition to addressing stationary work.~~

~~(E) For indoor locations, the employer shall evaluate how to maximize ventilation with outdoor air; the highest level of filtration efficiency compatible with the existing ventilation system; and whether the use of portable or mounted High Efficiency Particulate Air (HEPA) filtration units, or other air cleaning systems, would reduce the risk of COVID-19 transmission.~~

~~(F) The employer shall review applicable orders and guidance from the State of California and the local health department related to COVID-19 hazards and prevention. These orders and guidance are both information of general application, including Interim guidance for Ventilation, Filtration, and Air Quality in Indoor Environments by CDPH, and information specific to the employer's industry, location, and operations.~~

~~(G) The employer shall evaluate existing COVID-19 prevention controls at the workplace and the need for different or additional controls. This includes evaluation of controls in subsections (c)(4), (c)(6), and (c)(7).~~

~~(H) The employer shall conduct periodic inspections as needed to identify unhealthy conditions, work practices, and work procedures related to COVID-19 and to ensure compliance with employers' COVID-19 policies and procedures.~~

COMPARISON DRAFT

TITLE 8, DIVISION 1, CHAPTER 4

(3) Employees shall receive training regarding COVID-19 in accordance with subsection 3203(a)(7). ~~Investigating and responding to COVID-19 cases in the workplace.~~

~~(A) Employers shall have an effective procedure to investigate COVID-19 cases in the workplace. This includes procedures for seeking information from employees regarding COVID-19 cases and close contacts, COVID-19 test results, and onset of COVID-19 symptoms, and identifying and recording COVID-19 cases.~~

~~(B) The employer shall take the following actions when there has been a COVID-19 case at the place of employment:~~

~~1. Determine the day and time the COVID-19 case was last present and, to the extent possible, the date of the positive COVID-19 test(s) and/or diagnosis, and the date the COVID-19 case first had one or more COVID-19 symptoms, if any were experienced.~~

~~2. Determine who may have had a close contact. This requires an evaluation of the activities of the COVID-19 case and all locations at the workplace which may have been visited by the COVID-19 case during the infectious period.~~

~~NOTE: See subsection (c)(9) for exclusion requirements for employees after a close contact.~~

~~3. Within one business day of the time the employer knew or should have known of a COVID-19 case, the employer shall give written notice, in a form readily understandable by employees, that people at the worksite may have been exposed to COVID-19. The notice shall be written in a way that does not reveal any personal identifying information of the COVID-19 case, and in the manner the employer normally uses to communicate employment-related information. Written notice may include, but is not limited to, personal service, email, or text message if it can reasonably be anticipated to be received by the employee within one business day of sending. The notice shall include the cleaning and disinfection plan required by Labor Code section 6409.6(a)(4). The notice must be sent to the following:~~

~~a. All employees who were on the premises at the same worksite as the COVID-19 case during the infectious period. If the employer should reasonably know that an employee has not received the notice, or has limited literacy in the language~~

COMPARISON DRAFT

~~used in the notice, the employer shall provide verbal notice, as soon as practicable, in a language understandable by the employee.~~

~~b. Independent contractors and other employers on the premises at the same worksite as the COVID-19 case during the infectious period.~~

~~4. Within one business day of the time the employer knew or should have known of the COVID-19 case, the employer shall:~~

~~a. provide the notice required by Labor Code section 6409.6(a)(2) and (c) to the authorized representative, if any, of the COVID-19 case and of any employee who had a close contact; and~~

~~b. provide the notice required by Labor Code section 6409.6(a)(4) to the authorized representative, if any, of any employee who was on the premises at the same worksite as the COVID-19 case during the infectious period.~~

~~5. Make COVID-19 testing available at no cost, during paid time, to all employees of the employer who had a close contact in the workplace and provide them with the information on benefits described in subsections (c)(5)(B) and (c)(9)(C).~~

~~EXCEPTION TO subsection (c)(3)(B)5.: The employer is not required to make COVID-19 testing available to returned cases.~~

~~6. Investigate whether workplace conditions could have contributed to the risk of COVID-19 exposure and what could be done to reduce exposure to COVID-19 hazards.~~

~~(C) Personal identifying information of COVID-19 cases or persons with COVID-19 symptoms, and any employee medical records required by this section or by sections 3205.1 through 3205.4, shall be kept confidential unless disclosure is required or permitted by law. Unredacted information on COVID-19 cases shall be provided to the local health department, CDPH, the Division, and NIOSH immediately upon request, and when required by law.~~

(4) The employer's procedure to investigate COVID-19 illness at the workplace, as required by subsection 3203(a)(5), shall include the following:

(A) The employer shall determine the day and time a COVID-19 case was last present and, to the extent possible, the date of the positive COVID-19 test(s) and/or diagnosis, and the date the COVID-19 case first had one or more COVID-19 symptoms, if any were experienced.

COMPARISON DRAFT

TITLE 8, DIVISION 1, CHAPTER 4

(B) The employer shall effectively identify and respond to persons with COVID-19 symptoms at the workplace. Employees shall be encouraged to report COVID-19 symptoms and to stay home when ill.

~~Correction of COVID-19 hazards. Employers shall implement effective policies and/or procedures for correcting unsafe or unhealthy conditions, work practices, policies and procedures in a timely manner based on the severity of the hazard. This includes, but is not limited to, implementing controls and/or policies and procedures in response to the evaluations conducted under subsections (c)(2) and (c)(3) and implementing the controls required by subsections (c)(6) and (c)(7).~~

(5) Employers shall have effective methods and/or procedures for responding to a COVID-19 case at the workplace, including the following:

(A) Employers shall immediately exclude from the workplace all COVID-19 cases and employees excluded under section 3205.1. The employer shall demonstrate it has met the applicable requirements below:

1. COVID-19 cases who do not develop COVID-19 symptoms shall not return to work during the infectious period;

2. COVID-19 cases who develop COVID-19 symptoms shall not return to work during the shorter of the following: the infectious period; or through 10 days after the onset of symptoms and at least 24 hours have passed since a fever of 100.4 degrees Fahrenheit or higher has resolved without the use of fever-reducing medication.

3. Regardless of vaccination status, previous infection, or lack of COVID-19 symptoms, a COVID-19 case shall wear a face covering in the workplace until 10 days have passed since the date that COVID-19 symptoms began or, if the person did not have COVID-19 symptoms, from the date of their first positive COVID-19 test.

4. The requirements in subsections 3205(c)(5)(A)1. and (c)(5)(A)2. apply regardless of whether an employee has previously been excluded or other precautions were taken in response to an employee's close contact or membership in an exposed group.

(B) Employers shall review current CDPH guidance for persons who had close contacts, including any guidance regarding quarantine or other measures to reduce transmission. Employers shall develop, implement, and maintain effective policies to prevent transmission of COVID-19 by persons who had close contacts.

COMMISSION DRAFT

(C) If an order to isolate, quarantine, or exclude an employee is issued by a local or state health official, the employee shall not return to work until the period of isolation or quarantine is completed or the order is lifted.

(D) If no violations of local or state health official orders for isolation, quarantine, or exclusion would result, the Division may, upon request, allow employees to return to work on the basis that the removal of an employee would create undue risk to a community's health and safety. In such cases, the employer shall develop, implement, and maintain effective control measures to prevent transmission in the workplace including providing isolation for the employee at the workplace and, if isolation is not feasible, the use of respirators in the workplace.

(E) Upon excluding an employee from the workplace based on COVID-19 or a close contact, the employer shall give the employee information regarding COVID-19-related benefits to which the employee may be entitled under applicable federal, state, or local laws. This includes any benefits available under legally mandated sick leave, if applicable, workers' compensation law, local governmental requirements, the employer's own leave policies, and leave guaranteed by contract.

~~Training and instruction. The employer shall provide effective training and instruction to employees that includes the following:~~

~~(A) The employer's COVID-19 policies and procedures to protect employees from COVID-19 hazards, and how to participate in the identification and evaluation of COVID-19 hazards under subsection (c)(2)(A).~~

~~(B) Information regarding COVID-19-related benefits to which the employee may be entitled under applicable federal, state, or local laws. This includes any benefits available under legally mandated sick and vaccination leave, if applicable, workers' compensation law, local governmental requirements, the employer's own leave policies, leave guaranteed by contract, and this section.~~

~~(C) The fact that COVID-19 is an infectious disease that can be spread through the air when an infectious person talks or vocalizes, sneezes, coughs, or exhales; that COVID-19 may be transmitted when a person touches a contaminated object and then touches their eyes, nose, or mouth, although that is less common; and that an infectious person may have no symptoms.~~

~~(D) The fact that particles containing the virus can travel more than six feet, especially indoors, so physical distancing, face coverings, increased ventilation indoors, and respiratory protection decrease the spread of COVID-19, but are most effective when used in combination.~~

COMPARISON DRAFT

TITLE 8, DIVISION 1, CHAPTER 4

~~(E) The employer's policies for providing respirators, and the right of employees to request a respirator for voluntary use as stated in this section, without fear of retaliation and at no cost to employees. Whenever respirators are provided for voluntary use under this section or sections 3205.1 through 3205.4, the employer shall provide effective training and instruction to employees regarding:~~

~~1. How to properly wear the respirator provided;~~

~~2. How to perform a seal check according to the manufacturer's instructions each time a respirator is worn, and the fact that facial hair interferes with a seal.~~

~~(F) The importance of frequent hand washing with soap and water for at least 20 seconds and using hand sanitizer when employees do not have immediate access to a sink or hand washing facility, and that hand sanitizer does not work if the hands are soiled.~~

~~(G) Proper use of face coverings and the fact that face coverings are not respiratory protective equipment. COVID-19 is an airborne disease. N95s and more protective respirators protect the users from airborne disease while face coverings primarily protect people around the user.~~

~~(H) COVID-19 symptoms, and the importance of not coming to work and obtaining a COVID-19 test if the employee has COVID-19 symptoms.~~

~~(I) Information on the employer's COVID-19 policies; how to access COVID-19 testing and vaccination; and the fact that vaccination is effective at preventing COVID-19, protecting against both transmission and serious illness or death.~~

~~(J) The conditions under which face coverings must be worn at the workplace and that employees can request face coverings from the employer at no cost to the employee and can wear them at work, regardless of vaccination status, without fear of retaliation.~~

(d) Testing of close contacts. Employers shall make COVID-19 tests available at no cost, during paid time, to all employees of the employer who had a close contact in the workplace, with the exception of returned cases as defined in subsection 3205(b)(11), and provide them with the information on benefits described in subsection 3205(c)(5)(E).

(e) Notice of COVID-19 cases.

(1) The employer shall notify employees and independent contractors who had a close contact, as well as any employer with an employee who had a close contact. The notice

COMPARISON DRAFT

shall be provided as soon as possible, and in no case longer than the time required to ensure that the exclusion requirements of subsection 3205(c)(5)(A) are met.

(2) When Labor Code section 6409.6(a) or any successor law is in effect, the employer shall provide notice of a COVID-19 case, in a form readily understandable to employees, as required by subsections (a)(1) and (a)(4) of that section. The notice shall be given to all employees, employers, and independent contractors at the worksite during the infectious period.

(3) When Labor Code section 6409.6(a) or any successor law is in effect, the employer shall provide the notice required by Labor Code section 6409.6(a)(2) and (c) to the authorized representative, if any, of the COVID-19 case and of any employee who had a close contact. The employer shall also provide the notice required by Labor Code section 6409.6(a)(4) to the authorized representative, if any, of all employees on the premises at the same worksite as the COVID-19 case within the infectious period.

(f) Face coverings.

(1) Employers shall provide face coverings and ensure they are worn by employees when required by a CDPH regulation or order. When a CDPH regulation or order requires face coverings indoors, that includes spaces within vehicles. Face coverings shall be clean, undamaged, and worn over the nose and mouth.

(2) When employees are required to wear face coverings under this section or sections 3205.1 through 3205.3, the following exceptions apply:

(A) When an employee is alone in a room or vehicle.

(B) While eating or drinking at the workplace, provided employees are at least six feet apart and, if indoors, the supply of outside or filtered air has been maximized to the extent feasible.

(C) While employees are wearing respirators required by the employer and used in compliance with section 5144.

(D) Employees who cannot wear face coverings due to a medical or mental health condition or disability, or who are hearing-impaired or communicating with a hearing-impaired person. Such employees shall wear an effective non-restrictive alternative, such as a face shield with a drape on the bottom, if the condition or disability permits it.

COMMENT DRAFT

TITLE 8, DIVISION 1, CHAPTER 4

(E) During specific tasks which cannot feasibly be performed with a face covering. This exception is limited to the time period in which such tasks are actually being performed.

(3) If an employee is not wearing a face covering pursuant to the exceptions in subsections 3205(f)(2)(D) and (f)(2)(E) the employer shall assess COVID-19 hazards and take action as necessary based on subsection 3205(c) and on section 3203.

(4) No employer shall prevent any employee from wearing a face covering, including a respirator, when not required by this section, unless it would create a safety hazard.

(g) Respirators. Upon request, employers shall provide respirators for voluntary use in compliance with subsection 5144(c)(2) to all employees who are working indoors or in vehicles with more than one person. Whenever an employer makes respirators for voluntary use available, the employer shall encourage their use and shall ensure that employees are provided with a respirator of the correct size and that employees are trained how to properly wear the respirator provided; how to perform a user seal check according to the manufacturer's instructions each time a respirator is worn; and the fact that facial hair interferes with a seal.

(h) Ventilation.

(1) For indoor workplaces, employers shall review CDPH and the Division guidance regarding ventilation, including "Interim Guidance for Ventilation, Filtration, and Air Quality in Indoor Environments," evaluate whether current ventilation is adequate to reduce the risk of transmission if a COVID-19 case enters the workplace, and where it is not adequate, implement changes as necessary. In addition to using other methods, the employer may take one or more of the following actions to improve ventilation:

(A) Maximize the supply of outside air to the extent feasible, except when the United States Environmental Protection Agency (EPA) Air Quality Index is greater than 100 for any pollutant or if opening windows or maximizing outdoor air by other means would cause a hazard to employees, for instance from excessive heat or cold.

(B) In buildings and structures with mechanical ventilation, filter circulated air through filters at least as protective as Minimum Efficiency Reporting Value (MERV)-13, or the highest level of filtration efficiency compatible with the existing mechanical ventilation system.

(C) Use High Efficiency Particulate Air (HEPA) filtration units in accordance with manufacturers' recommendations in indoor areas occupied by employees for

COMPARISON DRAFT

extended periods, where ventilation is inadequate to reduce the risk of COVID-19 transmission.

(2) Employers subject to section 5142 or 5143 shall review and comply with those sections, as applicable.

NOTE: Section 5142 requires heating, ventilating, and air-conditioning (HVAC) systems to be operated continuously during working hours, with limited exceptions.

(3) In vehicles, employers shall maximize the supply of outside air to the extent feasible, except when doing so would cause a hazard to employees or expose them to inclement weather.

(4) A place of employment subject to section 3205.1 after [OAL insert effective date of this section] shall continue to comply with the ventilation requirements of subsection 3205.1(f) even after the outbreak has passed and section 3205.1 is no longer applicable.

(i) Aerosolizing procedures. For employees in work settings that are exempt from section 5199 in accordance with the conditions in subsections 5199(a)(2)(A) or (a)(2)(B), who are exposed to procedures that may aerosolize potentially infectious material such as saliva or respiratory tract fluids, employers shall evaluate the need for respiratory protection to prevent COVID-19 transmission under section 5144 and shall comply with that section.

NOTE: Examples of work covered by subsection 3205(i) include, but are not limited to, certain dental procedures and outpatient medical specialties not covered by section 5199.

(j) Reporting and recordkeeping.

(1) The employer shall report information about COVID-19 cases and outbreaks at the worksite to the local health department whenever required by law, and shall provide any related information requested by the local health department. The employer shall report all information to the local health department as required by Labor Code section 6409.6.

NOTE: In some circumstances, cases may constitute a COVID-19 outbreak as defined by Labor Code section 6409.6 even when they do not trigger the application of title 8, section 3205.1.

(2) The employer shall keep a record of and track all COVID-19 cases with the employee's name, contact information, occupation, location where the employee worked, the date of the last day at the workplace, and the date of the positive COVID-19 test and/or

COMPARISON DRAFT

COVID-19 diagnosis. The employer shall also keep a record of persons who had a close contact, including their names, contact information, and the date upon which they were provided notice of the close contact. These records shall be retained for two years beyond the period in which the record is necessary to meet the requirements of this section or sections 3205.1 through 3205.3.

(3) Employers shall retain the notices required by subsection 3205(e) in accordance with Labor Code section 6409.6(k) or any successor law.

(4) Personal identifying information of COVID-19 cases or persons with COVID-19 symptoms, and any employee medical records required by this section or by sections 3205.1 through 3205.3, shall be kept confidential unless disclosure is required or permitted by law. Unredacted information on COVID-19 cases shall be provided to the local health department with jurisdiction over the workplace, CDPH, the Division, and NIOSH immediately upon request, and when required by law.

(k) Orders. Pursuant to title 8, section 332.3, the Division may require an employer to take additional actions to protect employees against COVID-19 hazards through the issuance of an Order to Take Special Action.

~~(6) Face coverings.~~

~~(A) Employers shall provide face coverings and ensure they are worn by employees when required by orders from CDPH.~~

~~(B) Employers shall ensure that required face coverings are clean and undamaged, and that they are worn over the nose and mouth. Face shields are not a replacement for face coverings, although they may be worn together for additional protection.~~

~~(C) When employees are required to wear face coverings under this section or sections 3205.1 through 3205.4, the following exceptions apply:~~

~~1. When an employee is alone in a room or vehicle.~~

~~2. While eating or drinking at the workplace, provided employees are at least six feet apart and outside air supply to the area, if indoors, has been maximized to the extent feasible.~~

~~3. Employees wearing respirators required by the employer and used in compliance with section 5144.~~

COMPARISON DRAFT

4. Employees who cannot wear face coverings due to a medical or mental health condition or disability, or who are hearing-impaired or communicating with a hearing-impaired person.

5. Specific tasks which cannot feasibly be performed with a face covering. This exception is limited to the time period in which such tasks are actually being performed.

(D) Employees exempted from wearing face coverings pursuant to subsection (c)(6)(C)4. due to a medical condition, mental health condition, or disability shall wear an effective non-restrictive alternative, such as a face shield with a drape on the bottom, if their condition or disability permits it. If their condition or disability does not permit a non-restrictive alternative, the employee shall be tested at least weekly for COVID-19 during paid time and at no cost to the employee.

(E) Any employee not wearing a face covering, pursuant to the exception in subsection (c)(6)(C)5. shall be tested at least weekly for COVID-19 during paid time and at no cost to the employee. Employers may not use the provisions of subsection (c)(6)(E) as an alternative to face coverings when face coverings are otherwise required by this section.

(F) No employer shall prevent any employee from wearing a face covering when not required by this section, unless it would create a safety hazard, such as interfering with the safe operation of equipment.

(G) When face coverings are not required by this section or by sections 3205.1 through 3205.4, employers shall provide face coverings to employees upon request, regardless of vaccination status.

(H) Employers shall implement measures to communicate to non-employees the face coverings requirements on their premises.

(7) Other engineering controls, administrative controls, and personal protective equipment.

(A) For buildings with mechanical or natural ventilation, or both, employers shall maximize the quantity of outside air provided to the extent feasible, except when the United States Environmental Protection Agency (EPA) Air Quality Index is greater than 100 for any pollutant or if opening windows or maximizing outdoor air by other means would cause a hazard to employees, for instance from excessive heat or cold.

(B) To protect employees from COVID-19 hazards, the employer shall evaluate its handwashing facilities, determine the need for additional facilities, encourage and allow time for employee handwashing, and provide employees with an effective hand

COMPARISON DRAFT

TITLE 8, DIVISION 1, CHAPTER 4

~~sanitizer. Employers shall encourage employees to wash their hands for at least 20 seconds each time. Provision or use of hand sanitizers with methyl alcohol is prohibited.~~

~~(C) Personal protective equipment.~~

~~1. Employers shall evaluate the need for personal protective equipment to prevent exposure to COVID-19 hazards, such as gloves, goggles, and face shields, and provide such personal protective equipment as needed.~~

~~2. Upon request, employers shall provide respirators for voluntary use in compliance with subsection 5144(c)(2) to all employees who are working indoors or in vehicles with more than one person. Whenever an employer makes respirators for voluntary use available, under this section or sections 3205.1 through 3205.4, the employer shall encourage their use and shall ensure that employees are provided with a respirator of the correct size.~~

~~3. Employers shall provide and ensure use of respirators in compliance with section 5144 when deemed necessary by the Division through the Issuance of Order to Take Special Action, in accordance with title 8, section 332.3.~~

~~4. Employers shall provide and ensure use of eye protection and respiratory protection in compliance with section 5144 when employees are exposed to procedures that may aerosolize potentially infectious material such as saliva or respiratory tract fluids.~~

~~NOTE: Examples of work covered by subsection (c)(7)(C)4. include, but are not limited to, certain dental procedures and outpatient medical specialties not covered by section 5199.~~

~~(D) Testing of symptomatic employees. Employers shall make COVID-19 testing available at no cost to employees with COVID-19 symptoms, during employees' paid time.~~

~~(8) Reporting, recordkeeping, and access.~~

~~(A) The employer shall report information about COVID-19 cases and outbreaks at the workplace to the local health department whenever required by law, and shall provide any related information requested by the local health department. The employer shall report all information to the local health department as required by Labor Code section 6409.6.~~

~~(B) The employer shall maintain records of the steps taken to implement the written COVID-19 Prevention Program in accordance with section 3203(b).~~

NOT AN OFFICIAL RULEMAKING DOCUMENT

~~(C) The written COVID-19 Prevention Program shall be made available at the workplace to employees, authorized employee representatives, and to representatives of the Division immediately upon request.~~

~~(D) The employer shall keep a record of and track all COVID-19 cases with the employee's name, contact information, occupation, location where the employee worked, the date of the last day at the workplace, and the date of a positive COVID-19 test.~~

~~(9) Exclusion of COVID-19 cases and employees who had a close contact. The purpose of this subsection is to limit transmission of COVID-19 in the workplace.~~

~~(A) Employers shall ensure that COVID-19 cases are excluded from the workplace until the return to work requirements of subsection (c)(10) are met.~~

~~(B) Employers shall review current CDPH guidance for persons who had close contacts, including any guidance regarding quarantine or other measures to reduce transmission. Employers shall develop, implement, and maintain effective policies to prevent transmission of COVID-19 by persons who had close contacts.~~

~~(C) For employees excluded from work under subsection (c)(9), employers shall continue and maintain an employee's earnings, wages, seniority, and all other employee rights and benefits, including the employee's right to their former job status, as if the employee had not been removed from their job. Employers may use employer-provided employee sick leave for this purpose to the extent permitted by law. Wages due under this subsection are subject to existing wage payment obligations and must be paid at the employee's regular rate of pay no later than the regular pay day for the pay period(s) in which the employee is excluded. Unpaid wages owed under this subsection are subject to enforcement through procedures available in existing law. If an employer determines that one of the exceptions below applies, it shall inform the employee of the denial and the applicable exception.~~

~~EXCEPTION 1: Subsection (c)(9)(C) does not apply where the employee received disability payments or was covered by workers' compensation and received temporary disability.~~

COMPREHENSIVE DRAFT

TITLE 8, DIVISION 1, CHAPTER 4

~~EXCEPTION 2: Subsection (c)(9)(C) does not apply where the employer demonstrates that the close contact is not work related.~~

~~(D) Subsection (c)(9) does not limit any other applicable law, employer policy, or collective bargaining agreement that provides for greater protections.~~

~~(E) At the time of exclusion, the employer shall provide the employee the information on benefits described in subsections (c)(5)(B) and (c)(9)(C).~~

~~(10) Return to work criteria. The following return to work criteria shall apply to COVID-19 cases and employees excluded under sections 3205.1 and 3205.2. The employer must demonstrate it has met the applicable requirements below:~~

~~(A) COVID-19 cases, regardless of vaccination status or previous infection, who do not develop COVID-19 symptoms or whose COVID-19 symptoms are resolving, shall not return to work until:~~

~~1. At least five days have passed from the date that COVID-19 symptoms began or, if the person does not develop COVID-19 symptoms, from the date of first positive COVID-19 test;~~

~~2. At least 24 hours have passed since a fever of 100.4 degrees Fahrenheit or higher has resolved without the use of fever-reducing medications; and~~

~~3. A negative COVID-19 test from a specimen collected on the fifth day or later is obtained; or, if unable to test or the employer chooses not to require a test, 10 days have passed from the date that COVID-19 symptoms began or, if the person does not develop COVID-19 symptoms, from the date of first positive COVID-19 test.~~

~~(B) COVID-19 cases, regardless of vaccination status or previous infection, whose COVID-19 symptoms are not resolving, may not return to work until:~~

~~1. At least 24 hours have passed since a fever of 100.4 degrees Fahrenheit or higher has resolved without the use of fever-reducing medication; and~~

~~2. Symptoms are resolving or 10 days have passed from when the symptoms began.~~

~~(C) Regardless of vaccination status, previous infection, or lack of COVID-19 symptoms, a COVID-19 case shall wear a face covering in the workplace until 10 days have passed~~

COMPARISON DRAFT

~~since the date that COVID-19 symptoms began or, if the person did not have COVID-19 symptoms, from the date of their first positive COVID-19 test.~~

~~(D) The requirements in subsections (c)(10)(A) and (c)(10)(B) apply regardless of whether an employee has previously been excluded or other precautions were taken in response to an employee's close contact or membership in an exposed group.~~

~~(E) If an order to isolate, quarantine, or exclude an employee is issued by a local or state health official, the employee shall not return to work until the period of isolation or quarantine is completed or the order is lifted. If no period was specified, then the period shall be in accordance with the return to work periods in subsection (c)(10).~~

~~(F) If no violations of local or state health officer orders for isolation, quarantine, or exclusion would result, the Division may, upon request, allow employees to return to work on the basis that the removal of an employee would create undue risk to a community's health and safety. In such cases, the employer shall develop, implement, and maintain effective control measures to prevent transmission in the workplace including providing isolation for the employee at the workplace and, if isolation is not feasible, the use of respirators in the workplace.~~

Note: Authority cited: Section 142.3, Labor Code. Reference: Sections 142.3, 144.6, and 6409.6, Labor Code.

COMPARISON DRAFT

TITLE 8, DIVISION 1, CHAPTER 4

Adopt Section 3205.1 to read:

§ 3205.1. ~~Multiple COVID-19 Infections and~~ COVID-19 Outbreaks.

(a) Scope. This section applies until [OAL insert date two years after effective date].

(1) This section applies to a workplace covered by section 3205 if three or more employee COVID-19 cases within an exposed group, as defined by subsection 3205(b)(7), visited the ~~workplace~~ worksite during their infectious period at any time during a 14-day period, unless a California Department of Public Health (CDPH) regulation or order defines outbreak using a different number of COVID-19 cases and/or a different time period, in which case this section applies when the number of cases at the worksite constitutes an outbreak under CDPH's definition.

(2) This section shall apply until there are no new COVID-19 cases detected in the exposed group for a 14-day period.

(b) COVID-19 testing.

(1) Immediately upon being covered by this section, ~~T~~the employer shall make COVID-19 testing available at no cost to its employees within the exposed group, regardless of vaccination status, during employees' paid time, except for returned cases and employees who were not present at the workplace during the relevant 14-day period(s) under subsection 3205.1(a).~~:~~

~~(A) Employees who were not present at the workplace during the relevant 14-day period(s) under subsection (a).~~

~~(B) For returned cases who did not develop COVID-19 symptoms after returning to work pursuant to subsection 3205(c)(10), no testing is required.~~

(2) Employer shall then make testing available on a weekly basis to all employees in the exposed group who remain at the workplace.

(3) Employees who had close contacts shall have a negative COVID-19 test taken within three to five days after the close contact or shall be excluded and follow the return to work requirements of subsection 3205(c)(5) starting from the date of the last known close contact.

~~COVID-19 testing shall consist of the following:~~

~~(A) Immediately upon being covered by this section, the employer shall make testing available to all employees in the exposed group, regardless of vaccination status, and then again one week later. Negative COVID-19 test results of employees with COVID-~~

COMPARISON DRAFT

~~19 exposure shall not impact the duration of any quarantine, isolation, or exclusion period required by, or orders issued by, the local health department.~~

~~(B) After the first two COVID-19 tests required by subsection (b)(2)(A), employers shall make COVID-19 testing available once a week at no cost, during paid time, to all employees in the exposed group who remain at the workplace, or more frequently if recommended by the local health department, until this section no longer applies pursuant to subsection (a)(2).~~

~~(C) Employees who had close contacts shall have a negative COVID-19 test taken within three and five days after the close contact or shall be excluded and follow the return to work requirements of subsection 3205(c)(10) starting from the date of the last known close contact.~~

(c) Face coverings. Employees in the exposed group, regardless of vaccination status, shall wear face coverings when indoors, or when outdoors and less than six feet from another person, unless one of the exceptions in subsection 3205(f)(2) applies. ~~Employers shall make additional testing available at no cost to employees, during employees' paid time, when deemed necessary by the Division through the Issuance of Order to Take Special Action, in accordance with title 8, section 332.3.~~

(d) Respirators. Employers shall notify employees of their right to request and receive a respirator for voluntary use under subsection 3205(g). ~~The employer shall continue to comply with all applicable provisions of section 3205, and shall also do the following:~~

~~(1) Employees in the exposed group shall wear face coverings when indoors, or when outdoors and less than six feet from another person, unless one of the exceptions in subsection 3205(c)(6)(C) applies.~~

~~(2) Employers shall give notice to employees in the exposed group of their right to request a respirator for voluntary use under subsection 3205(c)(7)(C)2.~~

~~(3) Employers shall evaluate whether to implement physical distancing of at least six feet between persons or, where six feet of physical distancing is not feasible, as much distance between persons as feasible.~~

(e) COVID-19 ~~i~~investigation, review, and hazard correction. The employer shall immediately perform a review of potentially relevant COVID-19 policies, procedures, and controls and implement changes as needed to prevent further spread of COVID-19. The investigation, ~~and~~ review, and changes shall be documented and shall include:

(1) Investigation of new or unabated COVID-19 hazards including the employer's leave policies and practices and whether employees are discouraged from remaining home

COMPARISON DRAFT

TITLE 8, DIVISION 1, CHAPTER 4

when sick; the employer's COVID-19 testing policies; insufficient supply of outdoor air to indoor workplaces; insufficient air filtration; and insufficient ~~lack of~~ physical distancing.

(2) The review shall be updated every 30 days that this section continues to apply, in response to new information or to new or previously unrecognized COVID-19 hazards, or when otherwise necessary.

(3) Any changes implemented to reduce the transmission of COVID-19 based on the investigation and review, which may include: moving indoor tasks outdoors or having them performed remotely; increasing the outdoor air supply when work is done indoors; improving air filtration; increasing physical distancing to the extent feasible; requiring respiratory protection in compliance with section 5144; and other applicable controls.

~~The employer shall implement changes to reduce the transmission of COVID-19 based on the investigation and review required by subsections (e)(1) and (e)(2). The employer shall consider moving indoor tasks outdoors or having them performed remotely, increasing outdoor air supply when work is done indoors, improving air filtration, increasing physical distancing as much as feasible, requiring respiratory protection in compliance with section 5144, and other applicable controls.~~

(f) Ventilation. In buildings or structures with mechanical ventilation, employers shall filter recirculated air with Minimum Efficiency Reporting Value (MERV)-13 or higher efficiency filters if compatible with the ventilation system. If MERV-13 or higher filters are not compatible with the ventilation system, employers shall use filters with the highest compatible filtering efficiency. The employer shall use High Efficiency Particulate Air (HEPA) air filtration units in accordance with manufacturers' recommendations in indoor areas occupied by employees for extended periods, where ventilation is inadequate to reduce the risk of COVID-19 transmission.

~~Employers shall also evaluate whether portable or mounted High Efficiency Particulate Air (HEPA) filtration units or other air cleaning systems would reduce the risk of transmission and, if so, shall implement their use to the degree feasible.~~

(g) Major outbreaks. If 20 or more employee COVID-19 cases in an exposed group, as defined by subsection 3205(b)(7), visited the worksite during their infectious period within a 30-day period, the employer shall do the following while section 3205.1 applies:

(1) The COVID-19 testing described in subsection 3205.1(b) shall be required of all employees in the exposed group, regardless of vaccination status, twice a week or more frequently if recommended by the local health department with jurisdiction over the

COMPARISON DRAFT

workplace. Employees in the exposed group shall be tested or shall be excluded and follow the return to work requirements of subsection 3205(c)(5).

(2) The employer shall report the outbreak to the Division. This subsection does not limit the employer's obligation to report employee deaths, serious injuries, or serious illnesses when required by subsection 342(a).

(3) The employer shall provide respirators for voluntary use in compliance with subsection 5144(c)(2) to employees in the exposed group, shall encourage their use, and shall train employees provided respirators for voluntary use, as set forth in subsection 3205(g).

(4) Any employees in the exposed group who are not wearing respirators required by the employer and used in compliance with section 5144 shall be separated from other persons by at least six feet, except where an employer can demonstrate that at least six feet of separation is not feasible, and except for momentary exposure while persons are in movement. Methods of physical distancing include: telework or other remote work arrangements; reducing the number of persons in an area at one time, including visitors; visual cues such as signs and floor markings to indicate where employees and others should be located or their direction and path of travel; staggered arrival, departure, work, and break times; and adjusted work processes or procedures, such as reducing production speed, to allow greater distance between employees. When it is not feasible to maintain a distance of at least six feet, individuals shall be as far apart as feasible.

Note: Authority cited: Section 142.3, Labor Code. Reference: Sections 142.3 and 144.6, Labor Code.

COMPARISON DRAFT

TITLE 8, DIVISION 1, CHAPTER 4

~~Adopt Section 3205.2 to read:~~

~~§ 3205.2. Major COVID-19 Outbreaks.~~

~~(a) Scope.~~

~~(1) This section applies to any workplace covered by section 3205 if 20 or more employee COVID-19 cases in an exposed group, as defined by section 3205(b), visited the workplace during their infectious period within a 30-day period.~~

~~(2) This section shall apply until there are fewer than three COVID-19 cases detected in the exposed group for a 14-day period.~~

~~(b) Employers shall continue to comply with section 3205.1, except that the COVID-19 testing described in section 3205.1(b) shall be required of all employees in the exposed group, regardless of vaccination status, twice a week or more frequently if recommended by the local health department. Employees in the exposed group shall be tested or shall be excluded and follow the return to work requirements of subsection 3205(c)(10) starting from the date that the outbreak begins.~~

~~(c) In addition to the requirements of sections 3205 and 3205.1, the employer shall take the following actions:~~

~~(1) The employer shall provide a respirator for voluntary use in compliance with subsection 5144(c)(2) to employees in the exposed group and shall determine the need for a respiratory protection program or changes to an existing respiratory protection program under section 5144 to address COVID-19 hazards.~~

~~(2) Any employees in the exposed group who are not wearing respirators required by the employer and used in compliance with section 5144 shall be separated from other persons by at least six feet, except where an employer can demonstrate that six feet of separation is not feasible, and except for momentary exposure while persons are in movement. Methods of physical distancing include: telework or other remote work arrangements; reducing the number of persons in an area at one time, including visitors; visual cues such as signs and floor markings to indicate where employees and others should be located or their direction and path of travel; staggered arrival, departure, work, and break times; and adjusted work processes or procedures, such as reducing production speed, to allow greater distance between employees. When it is not feasible to maintain a distance of at least six feet, individuals shall be as far apart as feasible.~~

~~(3) The employer shall evaluate whether to halt some or all operations at the workplace until COVID-19 hazards have been corrected.~~

COMPARISON DRAFT

~~(4) Any other control measures deemed necessary by the Division through the Issuance of Order to Take Special Action, in accordance with title 8 section 332.3.~~

~~Note: Authority cited: Section 142.3, Labor Code. Reference: Sections 142.3 and 144.6, Labor Code.~~

COMPARISON DRAFT

TITLE 8, DIVISION 1, CHAPTER 4

Adopt Section 3205.2~~3~~ to read:

§ 3205.2~~3~~. COVID-19 Prevention in Employer-Provided Housing.

(a) Scope. Until [OAL to insert date two years after effective date], ~~T~~this section applies to employer-provided housing. Employer-provided housing is any place or area of land, any portion of any housing accommodation, or property upon which a housing accommodation is located, consisting of: living quarters, dwelling, boardinghouse, tent, bunkhouse, maintenance-of-way car, mobile home, manufactured home, recreational vehicle, travel trailer, or other housing accommodations. Employer-provided housing includes a "labor camp" as that term is used in title 8 of the California Code of Regulations or other regulations or codes. The employer-provided housing may be maintained in one or more buildings or one or more sites, including hotels and motels, and the premises upon which they are situated, or the area set aside and provided for parking of mobile homes or camping. Employer-provided housing is housing that is arranged for or provided by an employer, other person, or entity to workers, and in some cases to workers and persons in their households, in connection with the workers' employment, whether or not rent or fees are paid or collected.

The following exceptions apply:

(1) This section does not apply to housing provided for the purpose of emergency response, including firefighting, rescue, and evacuation, and support activities directly aiding response such as utilities, communications, and medical operations, if:

(A) The employer is a government entity; or

(B) The housing is provided temporarily by a private employer and is necessary to conduct the emergency response operations.

(2) This section does ~~Subsections (c), (d), (e), and (g) do~~ not apply to housing in which all residents ~~who~~ maintained a household together prior to residing in employer-provided housing, such as family members~~, when no other persons outside the household are present~~.

(3) This section does not apply to employees with occupational exposure as defined by section 5199, when covered by that section.

COMPARISON DRAFT

TITLE 8, DIVISION 1, CHAPTER 4

(4) This section does not apply to employer-provided housing used exclusively to house COVID-19 cases or where a housing unit houses one employee.

(b) Assignment of housing units. To the extent feasible, employers shall assign employee housing to cohorts that travel and work together, separate from other workers. To the extent feasible, residents who usually maintain a household together shall be housed in a single housing unit without other persons.
~~To the extent feasible, employers shall reduce exposure to COVID-19 hazards by assigning employee residents to distinct groups and ensuring that each group remains separate from other such groups during transportation and work. Employers shall ensure that shared housing unit assignments are prioritized in the following order:~~

~~(1) Residents who usually maintain a household together outside of work, such as family members, shall be housed in the same housing unit without other persons.~~

~~(2) Residents who work in the same crew or work together at the same workplace shall be housed in the same housing unit without other persons.~~

~~(3) Employees who do not usually maintain a common household, work crew, or workplace shall be housed in the same housing unit only when no other housing alternatives are feasible.~~

(c) Ventilation. In housing units, employers shall maximize the quantity and supply of outdoor air and increase filtration efficiency to the highest level compatible with the existing ventilation system. If there is not a Minimum Efficiency Reporting Value (MERV~~)~~ 13) or higher filter in use, portable or mounted High Efficiency Particulate Air (HEPA) filtration units shall be used, to the extent feasible, in all sleeping areas.

(d) Face coverings. Employers shall provide face coverings to all residents and provide information ~~and training~~ to residents on when they ~~face coverings~~ should be used in accordance with state or local health department orders or guidance ~~orders or guidance from CDPH and from the local health department~~.

(e) Reporting symptoms ~~Screening~~. The employer shall encourage residents to report COVID-19 symptoms to the employer.

(f) COVID-19 testing. The employer shall establish, implement, and maintain effective policies and procedures for COVID-19 testing of residents who had a close contact or COVID-19

COMPARISON DRAFT

symptoms. ~~Employers shall test all residents of employer-provided housing in which there were three or more COVID-19 cases in 14 days.~~ These policies and procedures shall be communicated to the residents.

(g) COVID-19 cases and close contacts.

(1) Employers shall effectively isolate COVID-19 cases from all residents who are not COVID-19 cases, for the period established by subsection 3205(c)(5)(A). Effective isolation shall include housing COVID-19 cases only with other COVID-19 cases, and providing COVID-19 case residents with a sleeping area and bathroom that is not shared by non-COVID-19 case residents.
~~Employers shall effectively quarantine residents who have had a close contact from all other residents. Effective quarantine shall include providing residents who had a close contact with a private bathroom and sleeping area.~~

(2) Employers shall effectively quarantine residents who have had a close contact from all other residents, for the time period required by subsection 3205(c)(5)(B). Effective quarantine shall include providing residents who had a close contact with a private bathroom and sleeping area.
~~Employers shall effectively isolate COVID-19 cases from all residents who are not COVID-19 cases. Effective isolation shall include housing COVID-19 cases only with other COVID-19 cases, and providing COVID-19 case residents with a sleeping area and bathroom that is not shared by non-COVID-19 case residents.~~

~~(3) Personal identifying information regarding COVID-19 cases and persons with COVID-19 symptoms shall be kept confidential in accordance with subsection 3205(c)(3)(C).~~

~~(4) Employers shall end isolation in accordance with subsections 3205(c)(9) and (c)(10) and any applicable local or state health officer orders.~~

Note: Authority cited: Section 142.3, Labor Code. Reference: Sections 142.3 and 144.6, Labor Code.

COMPANION DRAFT

TITLE 8, DIVISION 1, CHAPTER 4

Adopt section 3205.~~3~~4 to read:

§ 3205.~~3~~4. COVID-19 Prevention in Employer-Provided Transportation.

(a) Scope. Until [OAL insert date two years after effective date], ~~T~~this section applies to employer-provided motor vehicle transportation to and from work, ~~which is any transportation of an employee~~ during the course and scope of employment, which is ~~including transportation to and from different workplaces, jobsites, delivery sites, buildings, stores, facilities, and agricultural fields,~~ provided, arranged for, or secured by an employer regardless of the travel distance or duration involved, with the~~. The~~ following exceptions ~~apply~~:

(1) Employees alone in a vehicle, employees taking public transportation, or vehicles in which the driver and all passengers are from the same household outside of work, not subject to section 3205.2.~~This section does not apply if the driver and all passengers are from the same household outside of work, such as family members, or if the driver is alone in the vehicle.~~

(2) ~~This section does not apply to e~~Employer-provided transportation ~~when~~ necessary for emergency response, including firefighting, rescue, and evacuation, and support activities directly aiding response such as utilities, communications, and medical operations.

(3) ~~This section does not apply to e~~Employees with occupational exposure as defined by section 5199, when covered by that section.

~~(4) This section does not apply to public transportation.~~

(b) Employers shall comply with the requirements of section 3205 within a vehicle and shall respond to a COVID-19 case within the vehicle in accordance with the requirements of that section.

(c) Assignment of transportation. To the extent feasible, employers shall ~~reduce exposure to COVID-19 hazards by~~ assign~~ing~~ transportation such that cohorts travel and work together, separate from other workers. To the extent feasible, employees who usually maintain a household together shall travel together. ~~sharing vehicles to distinct groups and ensuring that each group remains separate from other such groups during~~

COMPARISON DRAFT

~~transportation, during work activities, and in employer-provided housing. Employers shall prioritize shared transportation assignments in the following order:~~

~~(1) Employees residing in the same housing unit shall be transported in the same vehicle.~~

~~(2) Employees working in the same crew or workplace shall be transported in the same vehicle.~~

~~(3) Employees who do not share the same household, work crew or workplace shall be transported in the same vehicle only when no other transportation alternatives are feasible.~~

~~(c) Face coverings and respirators. Employers shall ensure that:~~

~~(1) Face covering requirements of subsection 3205(c)(6), if applicable, are followed for employees waiting for transportation.~~

~~(2) Employers shall review CDPH and local health department recommendations regarding face coverings and implement face covering policies that effectively eliminate or minimize transmission in vehicles.~~

~~(3) Employers shall provide training to employees on CDPH and local health department recommendations regarding face coverings and the employer's own policies.~~

~~(4) Upon request, employers shall provide respirators for voluntary use in compliance with subsection 5144(c)(2) to all employees in the vehicle.~~

~~(d) Screening. Employers shall develop, implement, and maintain effective procedures for screening and excluding drivers and riders with COVID-19 symptoms prior to boarding shared transportation.~~

~~(e) Ventilation. Employers shall ensure that vehicle windows are kept open, and the ventilation system set to maximize outdoor air and not set to recirculate air. Windows do not have to be kept open if one or more of the following conditions exist:~~

~~(1) The vehicle has functioning air conditioning in use and excessive outdoor heat would create a hazard to employees.~~

COMPARISON DRAFT

~~(2) The vehicle has functioning heating in use and excessive outdoor cold would create a hazard to employees.~~

~~(3) Protection is needed from weather conditions, such as rain or snow.~~

~~(4) The vehicle has a cabin air filter in use and the U.S. EPA Air Quality Index for any pollutant is greater than 100.~~

~~(f) Hand hygiene. Employers shall provide hand sanitizer in each vehicle and ensure that all drivers and riders sanitize their hands before entering and exiting the vehicle. Hand sanitizers with methyl alcohol are prohibited.~~

~~(g) This section shall take precedence when in conflict with section 3205.~~

Note: Authority cited: Section 142.3, Labor Code. Reference: Sections 142.3 and 144.6, Labor Code.

COMPARISON DRAFT

**ISSUES OF CONCERN**
**FOR THE**
**REGULAR BOARD MEETING OF**
**NOVEMBER 15, 2022**

| | **Description:** | **Action:** |
|---|---|---|
| A. | December Meeting Calendar | Attached for Board Approval: |
| B. | Potential Issues to be addressed at Next Meeting | Determination of Potential Topics To be addressed at Next Meeting: |
| C. | Board of Director's Announcements or Reports | Board of Directors May Report on Their Activities during the Month: |
| D. | General Manager's Report | General Manager will Report on the following items: |
| E. | Management Staff Report | Management will Report on Current Issues: |
| F. | Kern Ground Water Authority Issues | General Manager will Report on Current Issues: |
| G. | Attorney Report | Oral Presentation may be made: |

Highlights for December

# December 2022

| MON | TUE | WED | THU | FRI | SAT | SUN |
|---|---|---|---|---|---|---|
| | | | 1 | 2 | 3 | 4 |
| 5 | 6<br>5:30p.m. Town Hall Meeting on Prop 218 at WSRPD | 7 | 8 | 9<br>Committee Packets Available in Directors Mailboxes After 4:30pm | 10 | 11 |
| 12<br>3:00pm - Personnel (Wells/Morris) | 13<br>3:00pm - Water Resources (Niblett/Wells)<br>3:30pm - Finance (Morris/Bravo | 14<br>3:00pm - Facilities (Jameson/Bravo) | 15<br>3:00pm - Administration (Jameson/Niblett) | 16<br>11:30a.m. -1:30p.m. Christmas Luncheon<br>Board Packets Available in Directors Mailboxes After 4:30pm | 17 | 18 |
| 19 | 20<br>5:30pm - Regular Board Meeting Proposition 218 Hearing | 21<br>8:00am - KGA Meeting | 22 | 23<br>Holiday - Office Closed | 24 | 25 |
| 26<br>Holiday - Office Closed | 27<br>Greg - Birthday Holiday | 28<br>Greg - Vacation | 29<br>Greg - Vacation | 30<br>Greg - Vacation | 31 | |